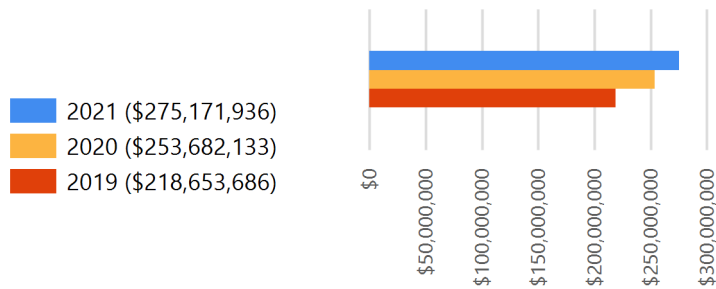




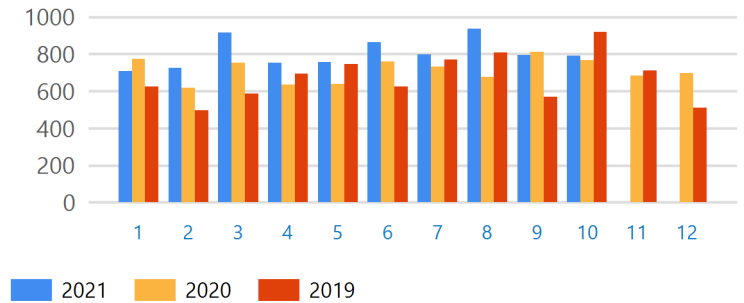
# October 2021 Development Activity Report



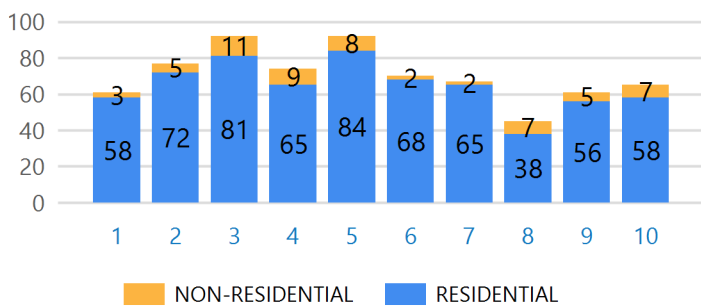
## Project Valuations



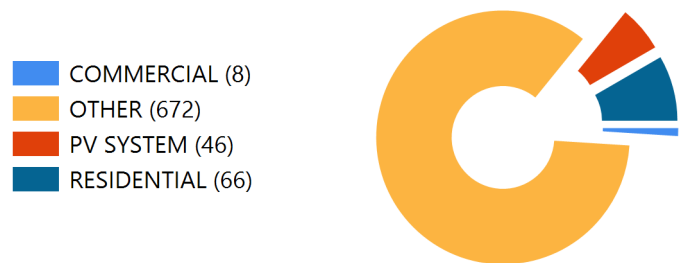
## Monthly Permits Issued



## 2021 Certificate of Occupancies Issued



## October Permits by Project Type



## FAST FACTS

Description	October 2021	October 2020	Change	YTD 2021	2020 Totals
TOTAL PROJECT VALUATION	\$22,624,275	\$22,660,683	-0.16%	\$275,171,936	\$253,682,133
TOTAL PERMITS ISSUED	792	768	3.13%	8046	8547
RESIDENTIAL NEW PROJECT VALUATIONS	\$18,031,391	\$16,493,982	9.32%	\$203,081,424	\$186,641,991
RESIDENTIAL NEW PERMITS ISSUED	66	63	4.76%	780	751

RESIDENTIAL NEW

66

BUSINESS REGISTRATION

270

PROJECT VALUATION

\$22,624,275

COMMERICAL NEW

2

COMMERICAL ALTERATION











































6

COMMERICAL ADDITION

0

YTD Total	Permits Issued	Project Valuation	Building Fees	Public Safety Fees	Utility Fees	Park Fees
2021	8046	\$275,171,936	\$2,136,932	\$661,624	\$1,951,210	\$1,658,983
October	Permits Issued	Project Valuation	Building Fees	Public Safety Fees	Utility Fees	Park Fees
2021	792	\$22,624,275	\$136,411	\$56,709	\$205,016	\$127,400
2020	768	\$22,660,683	\$103,620	\$75,954	\$151,421	\$265,200
2019	918	\$21,218,036	\$108,821	\$65,282	\$138,125	\$132,600


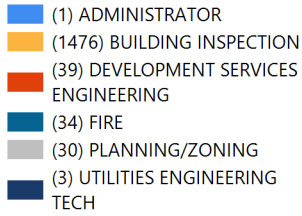
## October Project Comparisons

<b>RESIDENTIAL</b>	<b>October 2021</b>	<b>2021 Totals</b>	<b>2020 Totals</b>
PERMITS ISSUED	66	780 	751 
PROJECT VALUATION	\$18,031,391	\$203,081,424 	\$186,641,991 
BUILDING FEES	\$32,261	\$399,207 	\$381,216 
UTILITY FEES	\$177,568	\$1,645,792 	\$1,534,793 
PUBLIC SAFETY IMPACT FEES	\$52,901	\$633,974 	\$608,546 
PARK FEES	\$127,400	\$1,640,600 	\$1,584,200 
<b>COMMERCIAL</b>	<b>October 2021</b>	<b>2021 Totals</b>	<b>2020 Totals</b>
PERMITS ISSUED	8	99 	100 
PROJECT VALUATION	\$1,488,198	\$38,347,840 	\$40,221,191 
BUILDING FEES	\$10,516	\$237,791 	\$115,398 
UTILITY FEES	\$27,448	\$230,641 	\$230,086 
PUBLIC SAFETY IMPACT FEES	\$3,096	\$22,144 	\$86,171 
PARK FEES	\$0	\$15,600 	\$312,000 
<b>PV SYSTEM</b>	<b>October 2021</b>	<b>2021 Totals</b>	<b>2020 Totals</b>
PERMITS ISSUED	46	530 	41 
PROJECT VALUATION	\$1,477,929	\$14,486,083 	\$1,039,646 
BUILDING FEES	\$11,960	\$141,911 	\$11,198 
UTILITY FEES	\$0	\$0	\$0
PUBLIC SAFETY IMPACT FEES	\$0	\$0	\$0
PARK FEES	\$0	\$0	\$0
<b>OTHER</b>	<b>October 2021</b>	<b>2021 Totals</b>	<b>2020 Totals</b>
PERMITS ISSUED	672	6637 	7655 
PROJECT VALUATION	\$1,626,757	\$19,256,589 	\$25,779,305 
BUILDING FEES	\$81,675	\$1,358,022 	\$1,066,522 
UTILITY FEES	\$0	\$74,777 	\$23,208 
PUBLIC SAFETY IMPACT FEES	\$712	\$5,506 	\$4,572 
PARK FEES	\$0	\$2,783 	\$7,800 


Details by Project Type	Permits Issued	Project Valuation	Building Fees	Other Fees
ACCESSORY BUILDING	1	\$13,000	\$170	\$0
COMMERCIAL ADDITION	0	\$0	\$0	\$0
COMMERCIAL ALTERATION	6	\$912,942	\$6,429	\$3,096
COMMERCIAL ELECTRICAL	23	\$0	\$695	\$0
COMMERCIAL FIRE ALARM	4	\$29,865	\$1,320	\$0
COMMERCIAL FIRE SPRINKLER	1	\$30,241	\$650	\$0
COMMERCIAL FIRE SPRINKLER TENANT IMPROVEMENT	2	\$7,000	\$180	\$0
COMMERCIAL MECHANICAL	8	\$0	\$2,200	\$0
COMMERCIAL NEW	2	\$575,256	\$4,086	\$27,448
COMMERCIAL NEW MULTI FAMILY	0	\$0	\$0	\$0
COMMERCIAL PLUMBING	24	\$0	\$2,795	\$0
COMMERCIAL RE-ROOF	6	\$119,347	\$1,315	\$0
COMMERCIAL SWIMMING POOL	0	\$0	\$0	\$0
CONCRETE/SLAB/DRIVEWAY/SIDEWALK/CURB	6	\$16,200	\$426	\$0
FENCE PERMIT	0	\$0	\$0	\$0
FENCES AND WALLS	30	\$111,903	\$9,107	\$0
FULL DEMOLITION	2	\$306,500	\$740	\$0
LATH STUCCO	0	\$0	\$0	\$0
MOBILE HOME INSTALLATION	2	\$0	\$170	\$712
NEW SUBDIVISION	0	\$0	\$0	\$0
PARTIAL DEMOLITION	0	\$0	\$0	\$0
PAVING	0	\$0	\$0	\$0
PRIVATE UTILITIES	0	\$0	\$0	\$0
RESIDENTIAL ADDITION	7	\$200,119	\$3,078	\$0
RESIDENTIAL ALTERATION	2	\$48,236	\$744	\$0
RESIDENTIAL ELECTRICAL	220	\$0	\$20,165	\$0
RESIDENTIAL MECHANICAL	89	\$0	\$10,570	\$0
RESIDENTIAL NEW	66	\$18,031,391	\$32,261	\$357,869
RESIDENTIAL PLUMBING	166	\$0	\$16,575	\$0
RESIDENTIAL RE-ROOF	41	\$492,956	\$6,360	\$0
RESIDENTIAL SWIMMING POOL	3	\$143,026	\$1,406	\$0
RIGHT OF WAY	7	\$0	\$200	\$0
ROCK WALL	0	\$0	\$0	\$0
SIGN - PERMANENT	5	\$0	\$340	\$0
SIGN - TEMPORARY	1	\$0	\$0	\$0
SITE IMPROVEMENT	1	\$0	\$579	\$0
SOLAR PHOTO VOLTAIC SYSTEM PERMIT	46	\$1,477,929	\$11,960	\$0
SPECIAL SYSTEMS (KITCHEN HOODS, PAINT SPRAY BOOTHS, ETC.)	2	\$9,000	\$180	\$0

<b>Details by Project Type</b>	<b>Permits Issued</b>	<b>Project Valuation</b>	<b>Building Fees</b>	<b>Other Fees</b>
UNDERGROUND SERVICE LINE FOR FIRE SUPPRESSION SYSTEM	0	\$0	\$0	\$0
VERTICAL STRUCTURES	0	\$0	\$0	\$0
WALLS AND FENCES ZONING REVIEW	0	\$0	\$0	\$0
WINDOW AND DOOR REPLACEMENT	18	\$74,364	\$1,420	\$0
WIRELESS COMMUNICATION STRUCTURES	1	\$25,000	\$290	\$0
<b>October 2021 Totals</b>	<b>792</b>	<b>\$22,624,275</b>	<b>\$136,411</b>	<b>\$389,125</b>

## October Completed Inspections by Discipline



## October Completed Inspections by Project Type



## Completed Inspection Activity

Completed Inspection Activity	October 2021	October 2020	2021 YTD	2020 Totals
BUSINESS - BUSINESS REGISTRATION LICENSE	89	66	730	812
BUSINESS - NON PROFIT BUSINESS LICENSE APPLICATION	0	5	16	23
BUSINESS - TEMPORARY BUSINESS LICENSE APPLICATION	0	1	69	64
COMMERCIAL - COMMERCIAL ADDITION	3	2	20	46
COMMERCIAL - COMMERCIAL ALTERATION	15	13	167	165
COMMERCIAL - COMMERCIAL ELECTRICAL	41	53	405	571
COMMERCIAL - COMMERCIAL FIRE ALARM	0	0	3	11
COMMERCIAL - COMMERCIAL FIRE SPRINKLER	0	0	2	13
COMMERCIAL - COMMERCIAL FIRE SPRINKLER TENANT IMPROVEMENT	0	0	4	7
COMMERCIAL - COMMERCIAL MECHANICAL	13	12	127	173
COMMERCIAL - COMMERCIAL NEW	32	17	156	143
COMMERCIAL - COMMERCIAL NEW MULTI FAMILY	4	2	28	38
COMMERCIAL - COMMERCIAL PLUMBING	43	27	258	332
COMMERCIAL - COMMERCIAL RE-ROOF	0	0	0	5
COMMERCIAL - SPECIAL SYSTEMS (KITCHEN HOODS, PAINT SPRAY BOOTHS, ETC.)	1	1	9	10
COMMERCIAL - UNDERGROUND SERVICE LINE FOR FIRE SUPPRESSION SYSTEM	0	0	3	0
COMMERCIAL - WIRELESS COMMUNICATION STRUCTURES	0	1	11	10
CONCRETE CUTS - CONCRETE/SLAB/DRIVEWAY/SIDEWALK/CURB	6	5	39	51
DEMOLITION - FULL DEMOLITION	1	0	4	2
DEMOLITION - PARTIAL DEMOLITION	0	0	6	2
FENCES AND WALLS - FENCES AND WALLS	32	6	91	24
LATH STUCCO - LATH STUCCO	0	0	0	1
MOBILE HOME - MOBILE HOME INSTALLATION	0	1	6	3
PAVING - PAVING	0	1	3	3
PRIVATE UTILITIES - PRIVATE UTILITIES	0	0	0	1
RESIDENTIAL - ACCESSORY BUILDING	3	14	94	102

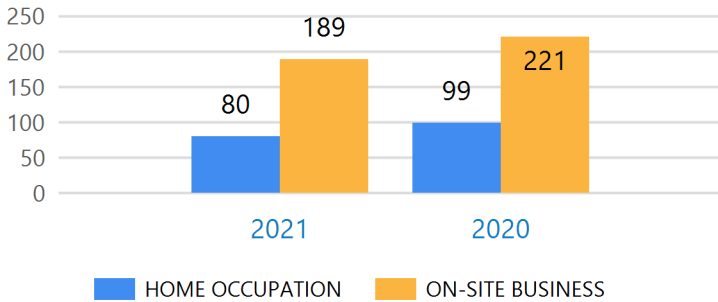
<b>Completed Inspection Activity</b>	<b>October 2021</b>	<b>October 2020</b>	<b>2021 YTD</b>	<b>2020 Totals</b>
RESIDENTIAL - RESIDENTIAL ADDITION	7	10	118	155
RESIDENTIAL - RESIDENTIAL ALTERATION	3	9	45	54
RESIDENTIAL - RESIDENTIAL ELECTRICAL	399	535	4,248	5,630
RESIDENTIAL - RESIDENTIAL MECHANICAL	155	138	1,479	1,687
RESIDENTIAL - RESIDENTIAL NEW	380	419	3,783	4,016
RESIDENTIAL - RESIDENTIAL PLUMBING	299	297	3,195	3,520
RESIDENTIAL - RESIDENTIAL RE-ROOF	6	1	45	40
RESIDENTIAL - RESIDENTIAL SWIMMING POOL	2	12	78	76
ROCK WALLS - ROCK WALL	13	7	195	130
SITE IMPROVEMENT - SITE IMPROVEMENT	0	1	0	10
SOLAR PHOTO VOLTAIC SYSTEM - SOLAR PHOTO VOLTAIC SYSTEM PERMIT	35	0	364	6
VERTICAL STRUCTURE - VERTICAL STRUCTURES	0	1	0	2
WINDOWDOOR - WINDOW AND DOOR REPLACEMENT	1	1	6	8
<b>Totals</b>	<b>1,583</b>	<b>1,658</b>	<b>15,807</b>	<b>17,946</b>

## Active Business Licenses

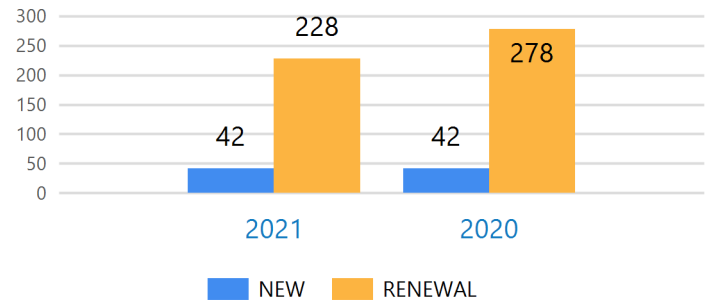
■ BUSINESS (4722)  
■ LIQUOR (148)



### October Business Registration Types



### October Business Registrations



Business License Activity	October 2021		October 2020		2021 YTD	2020 Totals
	Count	Fees	Count	Fees	Count	Count
BUSINESS REGISTRATION LICENSE APPLICATION	42	\$210	42	\$1,470	453	455
BUSINESS REGISTRATION LICENSE RENEWAL	228	\$4,810	278	\$11,765	2338	3177
LIQUOR LICENSE APPLICATION	4	\$650	1	\$850	6	11
LIQUOR LICENSE RENEWAL	3	\$1,290	5	\$1,000	94	27
NON PROFIT BUSINESS LICENSE APPLICATION	0	\$0	0	\$0	7	8
NON PROFIT BUSINESS LICENSE RENEWAL	0	\$0	1	\$0	2	2
SOLICITOR LICENSE APPLICATION	0	\$0	0	\$0	1	0
TEMPORARY BUSINESS LICENSE APPLICATION	0	\$0	1	\$100	35	41
<b>Totals</b>	<b>277</b>	<b>\$6,960</b>	<b>328</b>	<b>\$15,185</b>	<b>2936</b>	<b>3721</b>

Development Activity	October 2021		October 2020		2021 YTD	2020 Totals
	Count	Fees	Count	Fees	Count	Count
DESIGN REVIEW	0	\$0	0	\$0	2	5
INFILL DEVELOPMENT	0	\$0	1	\$0	4	7
PUD CONCEPT PLAN	0	\$0	0	\$0	1	2
PUD FINAL SITE PLAN	2	\$600	0	\$0	4	4
SPECIAL USE	2	\$900	0	\$0	4	3
SUBDIVISION	7	\$1,215	6	\$1,064	57	58
TRAFFIC IMPACT ANALYSIS	1	\$750	0	\$0	25	34
VARIANCE	3	\$325	0	\$0	8	0
ZONE CHANGE REQUEST	3	\$1,800	2	\$1,418	8	14
<b>Totals</b>	<b>18</b>	<b>\$5,590</b>	<b>9</b>	<b>\$2,482</b>	<b>113</b>	<b>127</b>