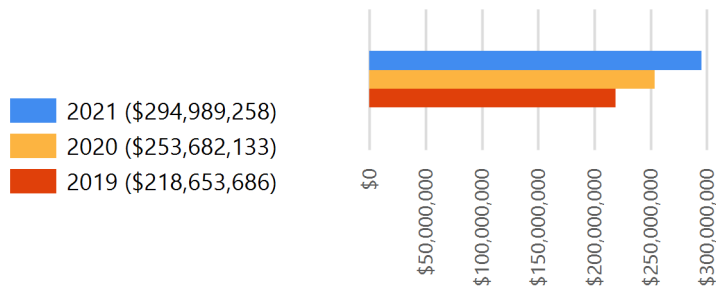




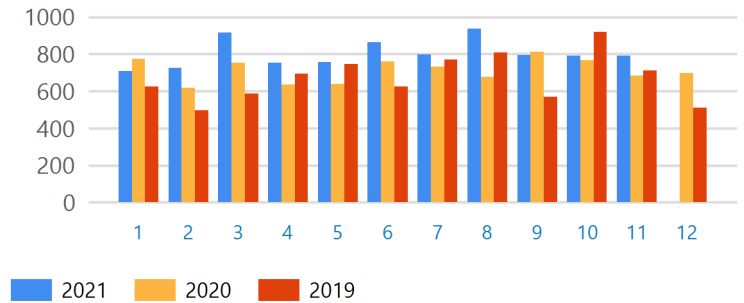
November 2021 Development Activity Report



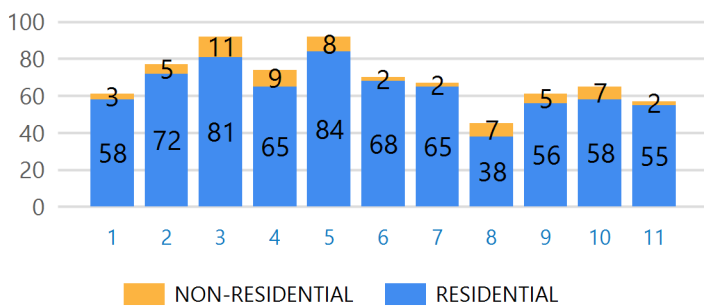
Project Valuations



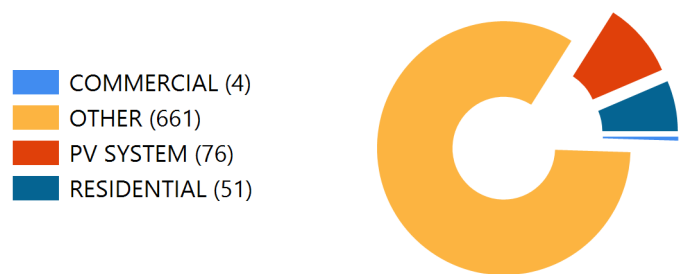
Monthly Permits Issued



2021 Certificate of Occupancies Issued



November Permits by Project Type



FAST FACTS

Description	November 2021	November 2020	Change	YTD 2021	2020 Totals
TOTAL PROJECT VALUATION	\$19,829,693	\$17,213,315	15.20%	\$294,989,258	\$253,682,133
TOTAL PERMITS ISSUED	792	683	15.96%	8837	8547
RESIDENTIAL NEW PROJECT VALUATIONS	\$14,315,787	\$15,285,345	-6.34%	\$217,401,090	\$186,641,991
RESIDENTIAL NEW PERMITS ISSUED	51	57	-10.53%	831	751

RESIDENTIAL NEW

51

BUSINESS REGISTRATION

235

PROJECT VALUATION

\$19,829,693

COMMERCIAL NEW

1

COMMERCIAL ALTERATION

2

COMMERCIAL ADDITION

1

YTD Total	Permits Issued	Project Valuation	Building Fees	Public Safety Fees	Utility Fees	Park Fees
2021	8837	\$294,989,258	\$2,271,463	\$711,222	\$2,127,851	\$1,802,153
November	Permits Issued	Project Valuation	Building Fees	Public Safety Fees	Utility Fees	Park Fees
2021	792	\$19,829,693	\$128,245	\$49,598	\$172,892	\$143,170
2020	683	\$17,213,315	\$109,969	\$48,306	\$147,127	\$104,000
2019	710	\$12,691,212	\$163,409	\$33,539	\$81,787	\$91,000

November Project Comparisons


RESIDENTIAL	November 2021	2021 Totals	2020 Totals
PERMITS ISSUED	51	831	751
PROJECT VALUATION	\$14,315,787	\$217,401,090	\$186,641,991
BUILDING FEES	\$26,289	\$427,941	\$381,316
UTILITY FEES	\$120,524	\$1,770,064	\$1,534,793
PUBLIC SAFETY IMPACT FEES	\$41,443	\$675,417	\$608,546
PARK FEES	\$98,800	\$1,739,400	\$1,584,200
COMMERCIAL	November 2021	2021 Totals	2020 Totals
PERMITS ISSUED	4	103	100
PROJECT VALUATION	\$1,664,511	\$40,012,351	\$40,221,191
BUILDING FEES	\$7,681	\$246,162	\$115,668
UTILITY FEES	\$52,368	\$283,009	\$230,086
PUBLIC SAFETY IMPACT FEES	\$7,443	\$29,587	\$86,171
PARK FEES	\$41,600	\$57,200	\$312,000
PV SYSTEM	November 2021	2021 Totals	2020 Totals
PERMITS ISSUED	76	605	41
PROJECT VALUATION	\$2,391,648	\$16,861,481	\$1,039,646
BUILDING FEES	\$20,180	\$161,831	\$11,198
UTILITY FEES	\$0	\$0	\$0
PUBLIC SAFETY IMPACT FEES	\$0	\$0	\$0
PARK FEES	\$0	\$0	\$0
OTHER	November 2021	2021 Totals	2020 Totals
PERMITS ISSUED	661	7298	7655
PROJECT VALUATION	\$1,457,747	\$20,714,336	\$25,779,305
BUILDING FEES	\$74,096	\$1,435,529	\$1,066,599
UTILITY FEES	\$0	\$74,777	\$23,208
PUBLIC SAFETY IMPACT FEES	\$712	\$6,218	\$4,572
PARK FEES	\$2,770	\$5,553	\$7,800

Details by Project Type	Permits Issued	Project Valuation	Building Fees	Other Fees
ACCESSORY BUILDING	3	\$16,604	\$280	\$0
COMMERCIAL ADDITION	1	\$156,028	\$1,266	\$15,674
COMMERCIAL ALTERATION	2	\$408,483	\$3,108	\$1,099
COMMERCIAL ELECTRICAL	13	\$0	\$1,170	\$0
COMMERCIAL FIRE ALARM	1	\$16,900	\$650	\$0
COMMERCIAL FIRE SPRINKLER	2	\$42,500	\$700	\$0
COMMERCIAL FIRE SPRINKLER TENANT IMPROVEMENT	2	\$13,900	\$180	\$0
COMMERCIAL MECHANICAL	2	\$0	\$120	\$0
COMMERCIAL NEW	0	\$0	\$0	\$0
COMMERCIAL NEW MULTI FAMILY	1	\$1,100,000	\$3,307	\$84,638
COMMERCIAL PLUMBING	17	\$0	\$1,635	\$0
COMMERCIAL RE-ROOF	3	\$103,510	\$1,038	\$0
COMMERCIAL SWIMMING POOL	0	\$0	\$0	\$0
CONCRETE/SLAB/DRIVEWAY/SIDEWALK/CURB	2	\$9,500	\$170	\$0
FENCE PERMIT	0	\$0	\$0	\$0
FENCES AND WALLS	37	\$98,348	\$6,218	\$170
FULL DEMOLITION	1	\$4,000	\$185	\$0
LATH STUCCO	0	\$0	\$0	\$0
MOBILE HOME INSTALLATION	4	\$0	\$340	\$3,312
NEW SUBDIVISION	0	\$0	\$0	\$0
PARTIAL DEMOLITION	2	\$35,200	\$245	\$0
PAVING	0	\$0	\$0	\$0
PRIVATE UTILITIES	0	\$0	\$0	\$0
RESIDENTIAL ADDITION	2	\$173,071	\$1,494	\$0
RESIDENTIAL ALTERATION	1	\$9,160	\$50	\$0
RESIDENTIAL ELECTRICAL	215	\$0	\$17,945	\$0
RESIDENTIAL MECHANICAL	106	\$0	\$12,665	\$0
RESIDENTIAL NEW	51	\$14,315,787	\$26,289	\$260,767
RESIDENTIAL PLUMBING	165	\$0	\$16,668	\$0
RESIDENTIAL RE-ROOF	36	\$530,242	\$6,514	\$0
RESIDENTIAL SWIMMING POOL	3	\$255,463	\$2,154	\$0
RIGHT OF WAY	4	\$0	\$120	\$0
ROCK WALL	0	\$0	\$0	\$0
SIGN - PERMANENT	16	\$0	\$1,225	\$0
SIGN - TEMPORARY	2	\$0	\$0	\$0
SITE IMPROVEMENT	0	\$0	\$0	\$0
SOLAR PHOTO VOLTAIC SYSTEM PERMIT	76	\$2,391,648	\$20,180	\$0
SPECIAL SYSTEMS (KITCHEN HOODS, PAINT SPRAY BOOTHS, ETC.)	0	\$0	\$0	\$0

Details by Project Type	Permits Issued	Project Valuation	Building Fees	Other Fees
UNDERGROUND SERVICE LINE FOR FIRE SUPPRESSION SYSTEM	0	\$0	\$0	\$0
VERTICAL STRUCTURES	0	\$0	\$0	\$0
WALLS AND FENCES ZONING REVIEW	0	\$0	\$0	\$0
WINDOW AND DOOR REPLACEMENT	20	\$89,349	\$1,680	\$0
WIRELESS COMMUNICATION STRUCTURES	2	\$60,000	\$650	\$0
November 2021 Totals	792	\$19,829,693	\$128,245	\$365,660

November Completed Inspections by Discipline

- (1263) BUILDING INSPECTION
- (23) DEVELOPMENT SERVICES ENGINEERING
- (30) FIRE
- (31) PLANNING/ZONING



November Completed Inspections by Project Type

- (72) BUSINESS
- (100) COMMERCIAL
- (2) CONCRETE CUTS
- (18) FENCES AND WALLS
- (1116) RESIDENTIAL
- (10) ROCK WALLS
- (28) SOLAR PHOTO VOLTAIC SYSTEM
- (1) WINDOWDOOR



Completed Inspection Activity

	November 2021	November 2020	2021 YTD	2020 Totals
BUSINESS - BUSINESS REGISTRATION LICENSE	70	79	800	812
BUSINESS - NON PROFIT BUSINESS LICENSE APPLICATION	0	5	16	23
BUSINESS - TEMPORARY BUSINESS LICENSE APPLICATION	2	1	71	64
COMMERCIAL - COMMERCIAL ADDITION	0	1	20	46
COMMERCIAL - COMMERCIAL ALTERATION	18	10	185	165
COMMERCIAL - COMMERCIAL ELECTRICAL	40	23	445	571
COMMERCIAL - COMMERCIAL FIRE ALARM	2	2	5	11
COMMERCIAL - COMMERCIAL FIRE SPRINKLER	1	1	3	13
COMMERCIAL - COMMERCIAL FIRE SPRINKLER TENANT IMPROVEMENT	0	0	4	7
COMMERCIAL - COMMERCIAL MECHANICAL	8	8	135	173
COMMERCIAL - COMMERCIAL NEW	17	10	173	143
COMMERCIAL - COMMERCIAL NEW MULTI FAMILY	0	0	28	38
COMMERCIAL - COMMERCIAL PLUMBING	24	18	281	332
COMMERCIAL - COMMERCIAL RE-ROOF	1	0	1	5
COMMERCIAL - SPECIAL SYSTEMS (KITCHEN HOODS, PAINT SPRAY BOOTHS, ETC.)	1	2	10	10
COMMERCIAL - UNDERGROUND SERVICE LINE FOR FIRE SUPPRESSION SYSTEM	0	0	3	0
COMMERCIAL - WIRELESS COMMUNICATION STRUCTURES	0	1	11	10
CONCRETE CUTS - CONCRETE/SLAB/DRIVEWAY/SIDEWALK/CURB	2	3	41	51
DEMOLITION - FULL DEMOLITION	0	0	4	2
DEMOLITION - PARTIAL DEMOLITION	0	0	6	2
FENCES AND WALLS - FENCES AND WALLS	18	3	109	24
LATH STUCCO - LATH STUCCO	0	0	0	1
MOBILE HOME - MOBILE HOME INSTALLATION	0	0	6	3
PAVING - PAVING	0	0	3	3
PRIVATE UTILITIES - PRIVATE UTILITIES	0	0	0	1
RESIDENTIAL - ACCESSORY BUILDING	4	5	98	102

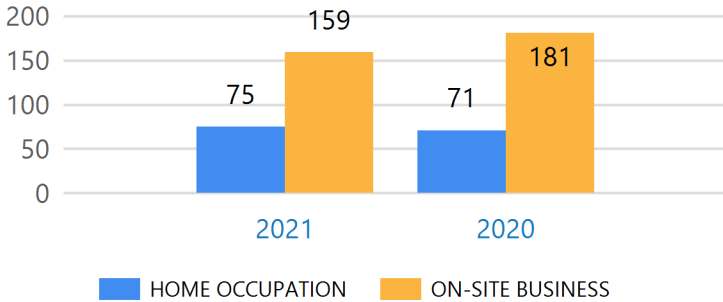
Completed Inspection Activity	November 2021	November 2020	2021 YTD	2020 Totals
RESIDENTIAL - RESIDENTIAL ADDITION	6	8	124	155
RESIDENTIAL - RESIDENTIAL ALTERATION	3	0	48	54
RESIDENTIAL - RESIDENTIAL ELECTRICAL	375	457	4,623	5,630
RESIDENTIAL - RESIDENTIAL MECHANICAL	136	152	1,615	1,687
RESIDENTIAL - RESIDENTIAL NEW	350	310	4,131	4,016
RESIDENTIAL - RESIDENTIAL PLUMBING	315	287	3,510	3,520
RESIDENTIAL - RESIDENTIAL RE-ROOF	5	2	50	40
RESIDENTIAL - RESIDENTIAL SWIMMING POOL	1	6	79	76
ROCK WALLS - ROCK WALL	10	5	205	130
SITE IMPROVEMENT - SITE IMPROVEMENT	0	0	0	10
SOLAR PHOTO VOLTAIC SYSTEM - SOLAR PHOTO VOLTAIC SYSTEM PERMIT	33	0	397	6
VERTICAL STRUCTURE - VERTICAL STRUCTURES	0	1	0	2
WINDOWDOOR - WINDOW AND DOOR REPLACEMENT	1	0	7	8
Totals	1,443	1,400	17,247	17,946

Active Business Licenses

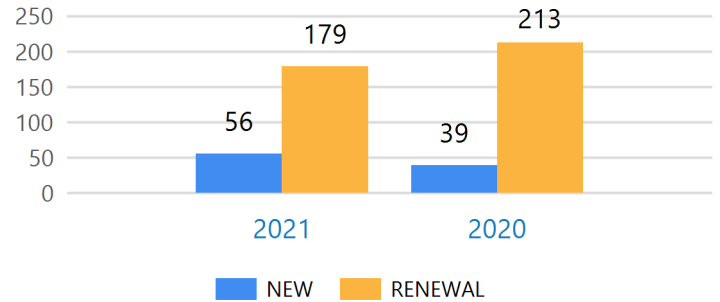
■ BUSINESS (4772)
■ LIQUOR (150)



November Business Registration Types



November Business Registrations



Business License Activity	November 2021		November 2020		2021 YTD	2020 Totals
	Count	Fees	Count	Fees	Count	Count
BUSINESS REGISTRATION LICENSE APPLICATION	56	\$415	39	\$1,400	507	453
BUSINESS REGISTRATION LICENSE RENEWAL	179	\$3,280	213	\$9,530	2517	3178
LIQUOR LICENSE APPLICATION	0	\$0	0	\$0	6	11
LIQUOR LICENSE RENEWAL	2	\$1,040	1	\$260	96	27
NON PROFIT BUSINESS LICENSE APPLICATION	0	\$0	3	\$0	7	8
NON PROFIT BUSINESS LICENSE RENEWAL	0	\$0	0	\$0	2	2
SOLICITOR LICENSE APPLICATION	0	\$0	0	\$0	1	0
TEMPORARY BUSINESS LICENSE APPLICATION	3	\$120	1	\$35	38	41
Totals	240	\$4,855	257	\$11,225	3174	3720

Development Activity	November 2021		November 2020		2021 YTD	2020 Totals
	Count	Fees	Count	Fees	Count	Count
DESIGN REVIEW	0	\$0	0	\$0	2	5
INFILL DEVELOPMENT	0	\$0	0	\$0	4	7
PUD CONCEPT PLAN	0	\$0	1	\$300	1	2
PUD FINAL SITE PLAN	0	\$0	1	\$300	4	4
SPECIAL USE	0	\$0	0	\$0	4	3
SUBDIVISION	4	\$750	2	\$455	61	58
TRAFFIC IMPACT ANALYSIS	1	\$0	0	\$0	26	34
VARIANCE	1	\$175	0	\$0	9	0
ZONE CHANGE REQUEST	1	\$600	0	\$0	9	14
Totals	7	\$1,525	4	\$1,055	120	127