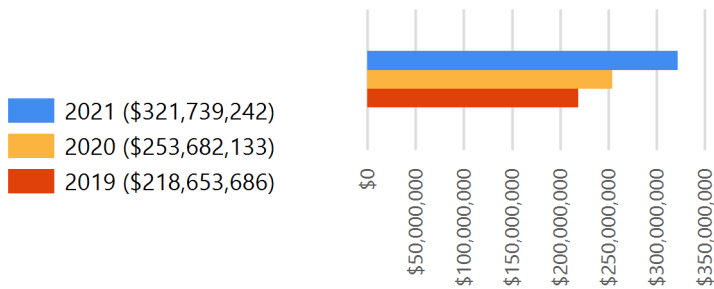




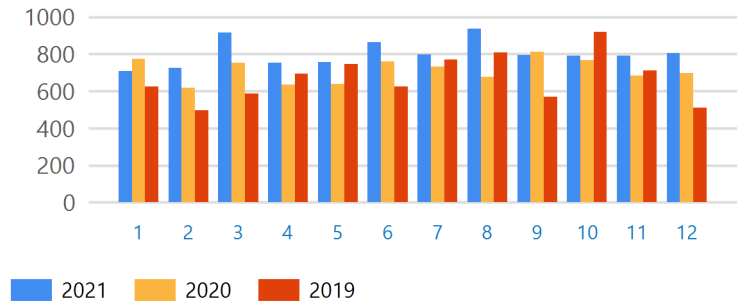
December 2021 Development Activity Report



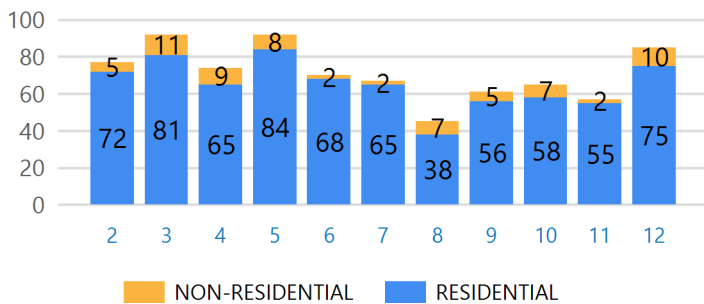
Project Valuations



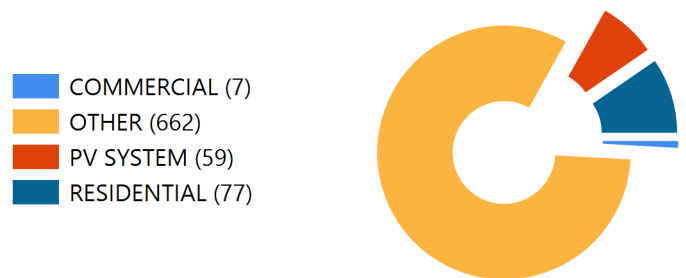
Monthly Permits Issued



2021 Certificate of Occupancies Issued



December Permits by Project Type



FAST FACTS

Description	December 2021	December 2020	Change	YTD 2021	2020 Totals
TOTAL PROJECT VALUATION	\$27,034,884	\$17,484,549	54.62%	\$321,739,242	\$253,682,133
TOTAL PERMITS ISSUED	805	696	15.66%	9641	8547
RESIDENTIAL NEW PROJECT VALUATIONS	\$21,252,949	\$13,486,115	57.59%	\$238,369,139	\$186,641,991
RESIDENTIAL NEW PERMITS ISSUED	77	60	28.33%	907	751

RESIDENTIAL NEW

77

BUSINESS REGISTRATION

291

PROJECT VALUATION

\$27,034,884

COMMERCIAL NEW

3

COMMERCIAL ALTERATION

3

COMMERCIAL ADDITION

1

YTD Total	Permits Issued	Project Valuation	Building Fees	Public Safety Fees	Utility Fees	Park Fees
2021	9641	\$321,739,242	\$2,425,428	\$778,932	\$2,323,725	\$1,994,553
December	Permits Issued	Project Valuation	Building Fees	Public Safety Fees	Utility Fees	Park Fees
2021	805	\$27,034,884	\$148,631	\$67,993	\$196,457	\$195,000
2020	696	\$17,484,549	\$132,552	\$49,118	\$155,985	\$91,000
2019	511	\$12,113,685	\$55,970	\$32,460	\$91,608	\$75,400


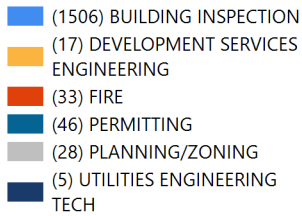
December Project Comparisons

RESIDENTIAL	December 2021	2021 Totals	2020 Totals
PERMITS ISSUED	77	907	751
PROJECT VALUATION	\$21,252,949	\$238,369,139	\$186,641,991
BUILDING FEES	\$39,133	\$471,020	\$381,527
UTILITY FEES	\$181,572	\$1,951,053	\$1,534,793
PUBLIC SAFETY IMPACT FEES	\$62,720	\$737,854	\$608,546
PARK FEES	\$184,600	\$1,921,400	\$1,584,200
COMMERCIAL	December 2021	2021 Totals	2020 Totals
PERMITS ISSUED	7	110	100
PROJECT VALUATION	\$2,558,052	\$42,570,403	\$40,221,191
BUILDING FEES	\$17,442	\$264,019	\$115,668
UTILITY FEES	\$14,885	\$297,894	\$230,086
PUBLIC SAFETY IMPACT FEES	\$5,273	\$34,860	\$86,171
PARK FEES	\$10,400	\$67,600	\$312,000
PV SYSTEM	December 2021	2021 Totals	2020 Totals
PERMITS ISSUED	59	664	41
PROJECT VALUATION	\$1,685,565	\$18,547,046	\$1,039,646
BUILDING FEES	\$15,375	\$177,418	\$11,198
UTILITY FEES	\$0	\$0	\$0
PUBLIC SAFETY IMPACT FEES	\$0	\$0	\$0
PARK FEES	\$0	\$0	\$0
OTHER	December 2021	2021 Totals	2020 Totals
PERMITS ISSUED	662	7960	7655
PROJECT VALUATION	\$1,538,318	\$22,252,654	\$25,779,305
BUILDING FEES	\$76,681	\$1,512,971	\$1,066,644
UTILITY FEES	\$0	\$74,777	\$23,208
PUBLIC SAFETY IMPACT FEES	\$0	\$6,218	\$4,572
PARK FEES	\$0	\$5,553	\$7,800


Details by Project Type	Permits Issued	Project Valuation	Building Fees	Other Fees
ACCESSORY BUILDING	8	\$180,881	\$1,845	\$0
COMMERCIAL ADDITION	1	\$455,770	\$3,108	\$1,411
COMMERCIAL ALTERATION	3	\$404,996	\$3,279	\$1,340
COMMERCIAL ELECTRICAL	16	\$0	\$2,810	\$0
COMMERCIAL FIRE ALARM	2	\$33,000	\$980	\$0
COMMERCIAL FIRE SPRINKLER	1	\$120,000	\$930	\$0
COMMERCIAL FIRE SPRINKLER TENANT IMPROVEMENT	2	\$1,669	\$300	\$0
COMMERCIAL MECHANICAL	15	\$0	\$1,520	\$0
COMMERCIAL NEW	2	\$878,489	\$5,889	\$14,559
COMMERCIAL NEW MULTI FAMILY	1	\$818,797	\$5,166	\$13,248
COMMERCIAL PLUMBING	27	\$0	\$2,305	\$0
COMMERCIAL RE-ROOF	2	\$109,000	\$1,043	\$0
COMMERCIAL SWIMMING POOL	0	\$0	\$0	\$0
CONCRETE/SLAB/DRIVEWAY/SIDEWALK/CURB	1	\$3,000	\$70	\$0
FENCE PERMIT	0	\$0	\$0	\$0
FENCES AND WALLS	43	\$64,338	\$3,995	\$0
FULL DEMOLITION	0	\$0	\$0	\$0
LATH STUCCO	0	\$0	\$0	\$0
MOBILE HOME INSTALLATION	0	\$0	\$0	\$0
NEW SUBDIVISION	0	\$0	\$0	\$0
PARTIAL DEMOLITION	0	\$0	\$0	\$0
PAVING	0	\$0	\$0	\$0
PRIVATE UTILITIES	0	\$0	\$0	\$0
RESIDENTIAL ADDITION	1	\$339,459	\$650	\$0
RESIDENTIAL ALTERATION	2	\$56,145	\$591	\$0
RESIDENTIAL ELECTRICAL	180	\$0	\$16,795	\$0
RESIDENTIAL MECHANICAL	99	\$0	\$11,710	\$0
RESIDENTIAL NEW	77	\$21,252,949	\$39,133	\$428,892
RESIDENTIAL PLUMBING	204	\$0	\$20,975	\$0
RESIDENTIAL RE-ROOF	22	\$268,125	\$3,412	\$0
RESIDENTIAL SWIMMING POOL	3	\$175,475	\$1,635	\$0
RIGHT OF WAY	9	\$45,500	\$2,405	\$0
ROCK WALL	0	\$0	\$0	\$0
SIGN - PERMANENT	4	\$0	\$500	\$0
SIGN - TEMPORARY	0	\$0	\$0	\$0
SITE IMPROVEMENT	0	\$0	\$0	\$0
SOLAR PHOTO VOLTAIC SYSTEM PERMIT	59	\$1,685,565	\$15,375	\$0
SPECIAL SYSTEMS (KITCHEN HOODS, PAINT SPRAY BOOTHS, ETC.)	0	\$0	\$0	\$0

Details by Project Type	Permits Issued	Project Valuation	Building Fees	Other Fees
UNDERGROUND SERVICE LINE FOR FIRE SUPPRESSION SYSTEM	0	\$0	\$0	\$0
VERTICAL STRUCTURES	0	\$0	\$0	\$0
WALLS AND FENCES ZONING REVIEW	0	\$0	\$0	\$0
WINDOW AND DOOR REPLACEMENT	19	\$81,726	\$1,550	\$0
WIRELESS COMMUNICATION STRUCTURES	2	\$60,000	\$660	\$0
December 2021 Totals	805	\$27,034,884	\$148,631	\$459,450

December Completed Inspections by Discipline



December Completed Inspections by Project Type



Completed Inspection Activity

	December 2021	December 2020	2021 YTD	2020 Totals
BUSINESS - BUSINESS REGISTRATION LICENSE	64	60	864	812
BUSINESS - NON PROFIT BUSINESS LICENSE APPLICATION	0	5	16	23
BUSINESS - TEMPORARY BUSINESS LICENSE APPLICATION	9	8	80	64
COMMERCIAL - COMMERCIAL ADDITION	3	1	23	46
COMMERCIAL - COMMERCIAL ALTERATION	15	18	200	165
COMMERCIAL - COMMERCIAL ELECTRICAL	21	28	466	571
COMMERCIAL - COMMERCIAL FIRE ALARM	2	0	7	11
COMMERCIAL - COMMERCIAL FIRE SPRINKLER	1	4	4	13
COMMERCIAL - COMMERCIAL FIRE SPRINKLER TENANT IMPROVEMENT	0	3	4	7
COMMERCIAL - COMMERCIAL MECHANICAL	18	15	153	173
COMMERCIAL - COMMERCIAL NEW	12	2	185	143
COMMERCIAL - COMMERCIAL NEW MULTI FAMILY	0	2	28	38
COMMERCIAL - COMMERCIAL PLUMBING	47	23	328	332
COMMERCIAL - COMMERCIAL RE-ROOF	0	4	1	5
COMMERCIAL - SPECIAL SYSTEMS (KITCHEN HOODS, PAINT SPRAY BOOTHS, ETC.)	1	0	11	10
COMMERCIAL - UNDERGROUND SERVICE LINE FOR FIRE SUPPRESSION SYSTEM	0	0	3	0
COMMERCIAL - WIRELESS COMMUNICATION STRUCTURES	0	0	11	10
CONCRETE CUTS - CONCRETE/SLAB/DRIVEWAY/SIDEWALK/CURB	0	1	41	51
DEMOLITION - FULL DEMOLITION	0	0	4	2
DEMOLITION - PARTIAL DEMOLITION	1	0	7	2
FENCES AND WALLS - FENCES AND WALLS	16	0	125	24
LATH STUCCO - LATH STUCCO	0	1	0	1
MOBILE HOME - MOBILE HOME INSTALLATION	0	0	6	3
PAVING - PAVING	0	0	3	3
PRIVATE UTILITIES - PRIVATE UTILITIES	0	0	0	1
RESIDENTIAL - ACCESSORY BUILDING	1	10	99	102

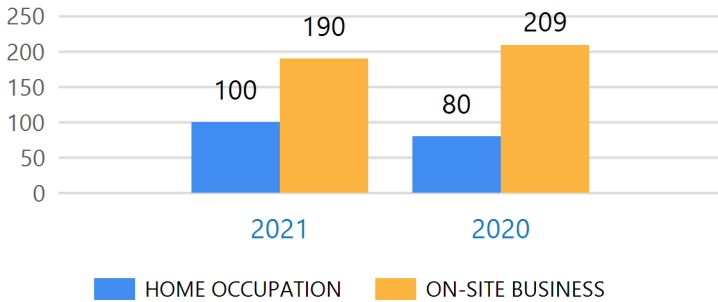
Completed Inspection Activity	December 2021	December 2020	2021 YTD	2020 Totals
RESIDENTIAL - RESIDENTIAL ADDITION	14	11	138	155
RESIDENTIAL - RESIDENTIAL ALTERATION	2	2	50	54
RESIDENTIAL - RESIDENTIAL ELECTRICAL	409	561	5,032	5,630
RESIDENTIAL - RESIDENTIAL MECHANICAL	187	148	1,802	1,687
RESIDENTIAL - RESIDENTIAL NEW	374	390	4,504	4,016
RESIDENTIAL - RESIDENTIAL PLUMBING	370	346	3,879	3,520
RESIDENTIAL - RESIDENTIAL RE-ROOF	12	5	62	40
RESIDENTIAL - RESIDENTIAL SWIMMING POOL	3	10	82	76
ROCK WALLS - ROCK WALL	5	3	210	130
SITE IMPROVEMENT - SITE IMPROVEMENT	0	0	0	10
SOLAR PHOTO VOLTAIC SYSTEM - SOLAR PHOTO VOLTAIC SYSTEM PERMIT	47	6	444	6
VERTICAL STRUCTURE - VERTICAL STRUCTURES	0	0	0	2
WINDOWDOOR - WINDOW AND DOOR REPLACEMENT	3	1	10	8
Totals	1,637	1,668	18,882	17,946

Active Business Licenses

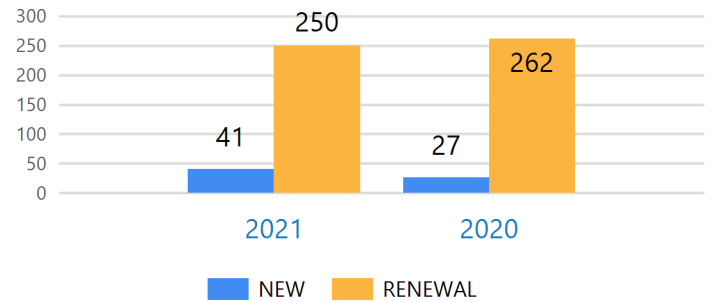
■ BUSINESS (4824)
■ LIQUOR (153)



December Business Registration Types



December Business Registrations



Business License Activity	December 2021		December 2020		2021 YTD	2020 Totals
	Count	Fees	Count	Fees	Count	Count
BUSINESS REGISTRATION LICENSE APPLICATION	41	\$285	27	\$950	548	453
BUSINESS REGISTRATION LICENSE RENEWAL	250	\$4,635	262	\$11,200	2767	3176
LIQUOR LICENSE APPLICATION	2	\$875	0	\$0	8	11
LIQUOR LICENSE RENEWAL	1	\$520	2	\$520	97	27
NON PROFIT BUSINESS LICENSE APPLICATION	1	\$0	1	\$0	8	7
NON PROFIT BUSINESS LICENSE RENEWAL	0	\$0	0	\$0	2	2
SOLICITOR LICENSE APPLICATION	0	\$0	0	\$0	1	0
TEMPORARY BUSINESS LICENSE APPLICATION	6	\$150	4	\$100	44	41
Totals	301	\$6,465	296	\$12,770	3475	3717

Development Activity	December 2021		December 2020		2021 YTD	2020 Totals
	Count	Fees	Count	Fees	Count	Count
DESIGN REVIEW	0	\$0	0	\$0	2	5
INFILL DEVELOPMENT	1	\$0	1	\$0	5	7
PUD CONCEPT PLAN	0	\$0	0	\$0	1	2
PUD FINAL SITE PLAN	0	\$0	0	\$0	4	4
SPECIAL USE	0	\$0	0	\$0	4	3
SUBDIVISION	9	\$1,740	4	\$600	70	58
TRAFFIC IMPACT ANALYSIS	1	\$1,100	0	\$0	27	34
VARIANCE	4	\$500	0	\$0	13	0
ZONE CHANGE REQUEST	2	\$1,200	1	\$707	11	14
Totals	17	\$4,540	6	\$1,307	137	127