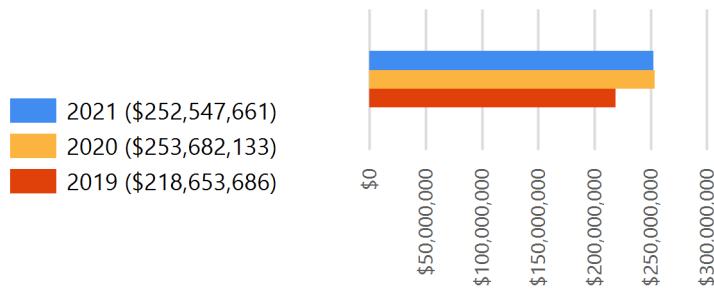




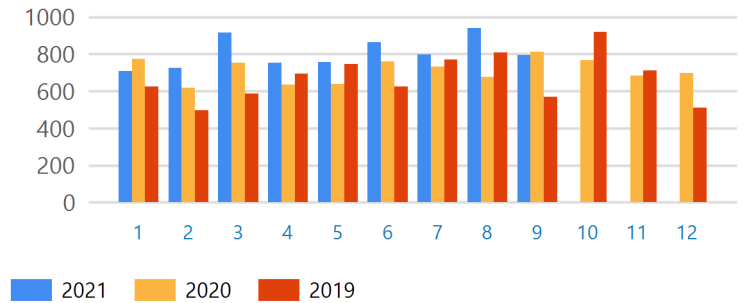
September 2021 Development Activity Report



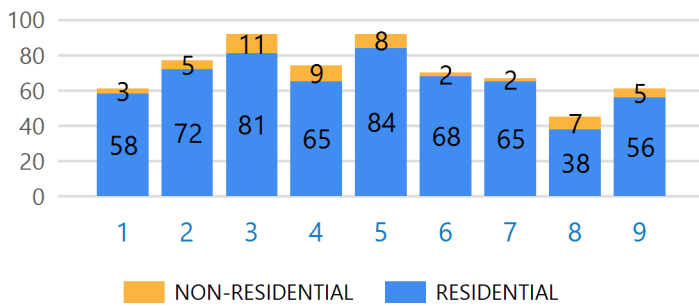
Project Valuations



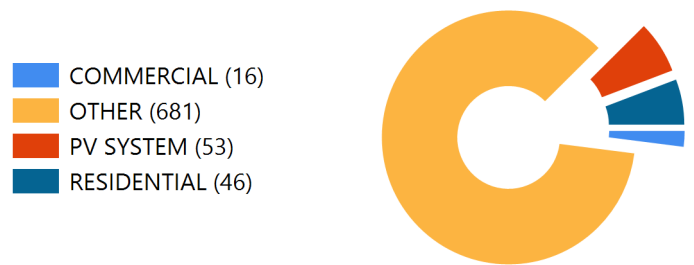
Monthly Permits Issued



2021 Certificate of Occupancies Issued



September Permits by Project Type













































FAST FACTS

Description	September 2021	September 2020	Change	YTD 2021	2020 Totals
TOTAL PROJECT VALUATION	\$18,257,474	\$29,358,845	-37.81%	\$252,547,661	\$253,682,133
TOTAL PERMITS ISSUED	796	813	-2.09%	7256	8547
RESIDENTIAL NEW PROJECT VALUATIONS	\$11,725,007	\$22,341,830	-47.52%	\$185,050,033	\$186,641,991
RESIDENTIAL NEW PERMITS ISSUED	46	90	-48.89%	714	751

RESIDENTIAL NEW 46	BUSINESS REGISTRATION 252	PROJECT VALUATION \$18,257,474
COMMERCIAL NEW 7	COMMERCIAL ALTERATION 8	COMMERCIAL ADDITION 1

YTD Total	Permits Issued	Project Valuation	Building Fees	Public Safety Fees	Utility Fees	Park Fees
2021	7256	\$252,547,661	\$1,995,563	\$606,812	\$1,743,075	\$1,534,183
September	Permits Issued	Project Valuation	Building Fees	Public Safety Fees	Utility Fees	Park Fees
2021	796	\$18,257,474	\$142,956	\$44,016	\$177,954	\$85,983
2020	813	\$29,358,845	\$228,764	\$80,372	\$238,889	\$221,800
2019	568	\$18,453,496	\$133,944	\$42,382	\$97,653	\$117,000


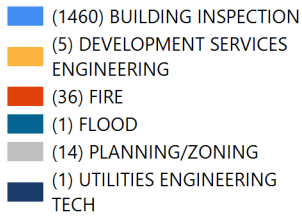
September Project Comparisons

RESIDENTIAL	September 2021	2021 Totals	2020 Totals
PERMITS ISSUED	46	714 	751 
PROJECT VALUATION	\$11,725,007	\$185,050,033 	\$186,641,991 
BUILDING FEES	\$21,526	\$364,892 	\$381,216 
UTILITY FEES	\$116,711	\$1,465,105 	\$1,533,822 
PUBLIC SAFETY IMPACT FEES	\$35,905	\$582,970 	\$608,546 
PARK FEES	\$85,800	\$1,515,800 	\$1,584,200 
COMMERCIAL	September 2021	2021 Totals	2020 Totals
PERMITS ISSUED	16	91 	100 
PROJECT VALUATION	\$3,739,826	\$36,859,642 	\$40,221,191 
BUILDING FEES	\$26,116	\$224,968 	\$115,308 
UTILITY FEES	\$61,243	\$203,193 	\$230,086 
PUBLIC SAFETY IMPACT FEES	\$8,027	\$19,048 	\$86,171 
PARK FEES	\$0	\$15,600 	\$312,000 
PV SYSTEM	September 2021	2021 Totals	2020 Totals
PERMITS ISSUED	53	484 	41 
PROJECT VALUATION	\$1,593,083	\$13,008,154 	\$1,039,646 
BUILDING FEES	\$13,842	\$129,891 	\$11,198 
UTILITY FEES	\$0	\$0	\$0
PUBLIC SAFETY IMPACT FEES	\$0	\$0	\$0
PARK FEES	\$0	\$0	\$0
OTHER	September 2021	2021 Totals	2020 Totals
PERMITS ISSUED	681	5967 	7655 
PROJECT VALUATION	\$1,199,558	\$17,629,832 	\$25,779,305 
BUILDING FEES	\$81,472	\$1,275,812 	\$1,066,522 
UTILITY FEES	\$0	\$74,777 	\$23,208 
PUBLIC SAFETY IMPACT FEES	\$84	\$4,794 	\$4,572 
PARK FEES	\$183	\$2,783 	\$7,800 

Details by Project Type	Permits Issued	Project Valuation	Building Fees	Other Fees
ACCESSORY BUILDING	10	\$213,390	\$2,374	\$0
COMMERCIAL ADDITION	1	\$59,899	\$688	\$0
COMMERCIAL ALTERATION	8	\$1,839,851	\$13,046	\$11,337
COMMERCIAL ELECTRICAL	20	\$0	\$1,040	\$0
COMMERCIAL FIRE ALARM	3	\$11,423	\$510	\$0
COMMERCIAL FIRE SPRINKLER	1	\$49,155	\$690	\$0
COMMERCIAL FIRE SPRINKLER TENANT IMPROVEMENT	2	\$8,365	\$180	\$0
COMMERCIAL MECHANICAL	10	\$0	\$2,395	\$0
COMMERCIAL NEW	7	\$1,840,076	\$12,382	\$57,933
COMMERCIAL NEW MULTI FAMILY	0	\$0	\$0	\$0
COMMERCIAL PLUMBING	18	\$0	\$2,245	\$0
COMMERCIAL RE-ROOF	3	\$31,917	\$430	\$0
COMMERCIAL SWIMMING POOL	0	\$0	\$0	\$0
CONCRETE/SLAB/DRIVEWAY/SIDEWALK/CURB	6	\$14,641	\$420	\$0
FENCE PERMIT	0	\$0	\$0	\$0
FENCES AND WALLS	32	\$72,194	\$8,387	\$267
FULL DEMOLITION	1	\$10,000	\$185	\$0
LATH STUCCO	0	\$0	\$0	\$0
MOBILE HOME INSTALLATION	1	\$0	\$85	\$0
NEW SUBDIVISION	0	\$0	\$0	\$0
PARTIAL DEMOLITION	0	\$0	\$0	\$0
PAVING	0	\$0	\$0	\$0
PRIVATE UTILITIES	0	\$0	\$0	\$0
RESIDENTIAL ADDITION	2	\$27,049	\$360	\$0
RESIDENTIAL ALTERATION	2	\$23,601	\$350	\$0
RESIDENTIAL ELECTRICAL	197	\$0	\$17,570	\$0
RESIDENTIAL MECHANICAL	126	\$0	\$16,300	\$0
RESIDENTIAL NEW	46	\$11,725,007	\$21,526	\$238,416
RESIDENTIAL PLUMBING	172	\$0	\$17,813	\$0
RESIDENTIAL RE-ROOF	47	\$546,576	\$7,106	\$0
RESIDENTIAL SWIMMING POOL	1	\$51,200	\$497	\$0
RIGHT OF WAY	9	\$0	\$240	\$0
ROCK WALL	0	\$0	\$0	\$0
SIGN - PERMANENT	4	\$0	\$385	\$0
SIGN - TEMPORARY	0	\$0	\$0	\$0
SITE IMPROVEMENT	0	\$0	\$0	\$0
SOLAR PHOTO VOLTAIC SYSTEM PERMIT	53	\$1,593,083	\$13,842	\$0
SPECIAL SYSTEMS (KITCHEN HOODS, PAINT SPRAY BOOTHS, ETC.)	1	\$5,500	\$90	\$0

Details by Project Type	Permits Issued	Project Valuation	Building Fees	Other Fees
UNDERGROUND SERVICE LINE FOR FIRE SUPPRESSION SYSTEM	0	\$0	\$0	\$0
VERTICAL STRUCTURES	0	\$0	\$0	\$0
WALLS AND FENCES ZONING REVIEW	0	\$0	\$0	\$0
WINDOW AND DOOR REPLACEMENT	11	\$74,547	\$1,160	\$0
WIRELESS COMMUNICATION STRUCTURES	2	\$60,000	\$660	\$0
September 2021 Totals	796	\$18,257,474	\$142,956	\$307,953

September Completed Inspections by Discipline



September Completed Inspections by Project Type



Completed Inspection Activity

	September 2021	September 2020	2021 YTD	2020 Totals
BUSINESS - BUSINESS REGISTRATION LICENSE	72	72	643	812
BUSINESS - NON PROFIT BUSINESS LICENSE APPLICATION	0	2	16	23
BUSINESS - TEMPORARY BUSINESS LICENSE APPLICATION	0	0	69	64
COMMERCIAL - COMMERCIAL ADDITION	2	2	17	46
COMMERCIAL - COMMERCIAL ALTERATION	20	17	152	165
COMMERCIAL - COMMERCIAL ELECTRICAL	42	53	364	571
COMMERCIAL - COMMERCIAL FIRE ALARM	1	0	3	11
COMMERCIAL - COMMERCIAL FIRE SPRINKLER	0	0	2	13
COMMERCIAL - COMMERCIAL FIRE SPRINKLER TENANT IMPROVEMENT	3	0	4	7
COMMERCIAL - COMMERCIAL MECHANICAL	15	11	114	173
COMMERCIAL - COMMERCIAL NEW	13	12	124	143
COMMERCIAL - COMMERCIAL NEW MULTI FAMILY	1	0	24	38
COMMERCIAL - COMMERCIAL PLUMBING	24	36	215	332
COMMERCIAL - COMMERCIAL RE-ROOF	0	0	0	5
COMMERCIAL - SPECIAL SYSTEMS (KITCHEN HOODS, PAINT SPRAY BOOTHS, ETC.)	2	2	8	10
COMMERCIAL - UNDERGROUND SERVICE LINE FOR FIRE SUPPRESSION SYSTEM	0	0	3	0
COMMERCIAL - WIRELESS COMMUNICATION STRUCTURES	1	0	11	10
CONCRETE CUTS - CONCRETE/SLAB/DRIVEWAY/SIDEWALK/CURB	7	3	33	51
DEMOLITION - FULL DEMOLITION	0	0	3	2
DEMOLITION - PARTIAL DEMOLITION	0	0	6	2
FENCES AND WALLS - FENCES AND WALLS	9	5	59	24
LATH STUCCO - LATH STUCCO	0	0	0	1
MOBILE HOME - MOBILE HOME INSTALLATION	0	1	6	3
PAVING - PAVING	0	2	3	3
PRIVATE UTILITIES - PRIVATE UTILITIES	0	0	0	1
RESIDENTIAL - ACCESSORY BUILDING	7	6	91	102

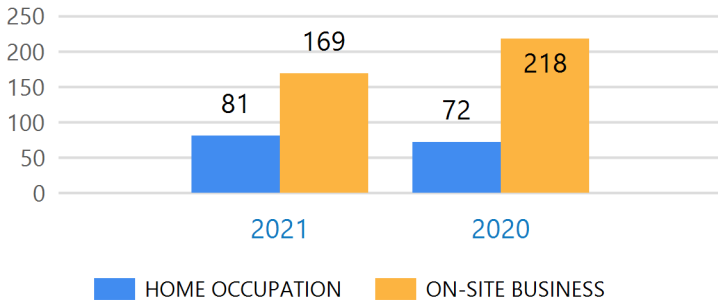
Completed Inspection Activity	September 2021	September 2020	2021 YTD	2020 Totals
RESIDENTIAL - RESIDENTIAL ADDITION	10	6	111	155
RESIDENTIAL - RESIDENTIAL ALTERATION	1	3	42	54
RESIDENTIAL - RESIDENTIAL ELECTRICAL	393	470	3,850	5,630
RESIDENTIAL - RESIDENTIAL MECHANICAL	159	178	1,325	1,687
RESIDENTIAL - RESIDENTIAL NEW	408	350	3,409	4,016
RESIDENTIAL - RESIDENTIAL PLUMBING	365	356	2,896	3,520
RESIDENTIAL - RESIDENTIAL RE-ROOF	4	4	39	40
RESIDENTIAL - RESIDENTIAL SWIMMING POOL	4	7	76	76
ROCK WALLS - ROCK WALL	9	4	182	130
SITE IMPROVEMENT - SITE IMPROVEMENT	0	1	0	10
SOLAR PHOTO VOLTAIC SYSTEM - SOLAR PHOTO VOLTAIC SYSTEM PERMIT	30	0	329	6
VERTICAL STRUCTURE - VERTICAL STRUCTURES	0	0	0	2
WINDOWDOOR - WINDOW AND DOOR REPLACEMENT	0	1	5	8
Totals	1,602	1,604	14,234	17,946

Active Business Licenses

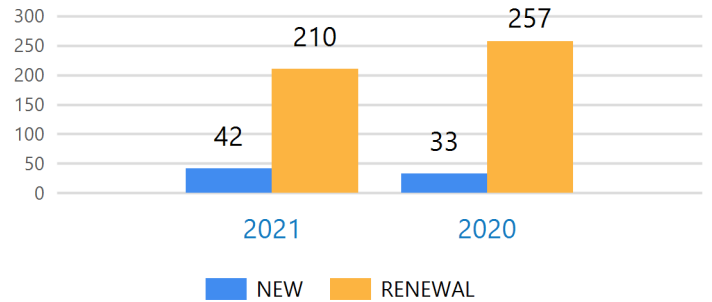
■ BUSINESS (4665)
■ LIQUOR (142)



September Business Registration Types



September Business Registrations



Business License Activity	September 2021		September 2020		2021 YTD	2020 Totals
	Count	Fees	Count	Fees	Count	Count
BUSINESS REGISTRATION LICENSE APPLICATION	42	\$385	33	\$1,170	411	456
BUSINESS REGISTRATION LICENSE RENEWAL	210	\$4,520	257	\$10,535	2113	3181
LIQUOR LICENSE APPLICATION	0	\$0	0	\$0	2	10
LIQUOR LICENSE RENEWAL	6	\$2,340	0	\$0	91	27
NON PROFIT BUSINESS LICENSE APPLICATION	0	\$0	0	\$0	7	8
NON PROFIT BUSINESS LICENSE RENEWAL	1	\$0	0	\$0	2	2
SOLICITOR LICENSE APPLICATION	0	\$0	0	\$0	1	0
TEMPORARY BUSINESS LICENSE APPLICATION	0	\$0	1	\$100	35	41
Totals	259	\$7,245	291	\$11,805	2662	3725

Development Activity	September 2021		September 2020		2021 YTD	2020 Totals
	Count	Fees	Count	Fees	Count	Count
DESIGN REVIEW	0	\$0	0	\$0	2	5
INFILL DEVELOPMENT	1	\$0	1	\$0	4	7
PUD CONCEPT PLAN	0	\$0	0	\$0	1	2
PUD FINAL SITE PLAN	0	\$0	0	\$0	2	4
SPECIAL USE	1	\$600	1	\$724	2	3
SUBDIVISION	5	\$1,510	9	\$1,400	50	58
TRAFFIC IMPACT ANALYSIS	0	\$0	2	\$0	24	34
VARIANCE	1	\$75	0	\$0	5	0
ZONE CHANGE REQUEST	1	\$600	1	\$683	5	14
Totals	9	\$2,785	14	\$2,807	95	127