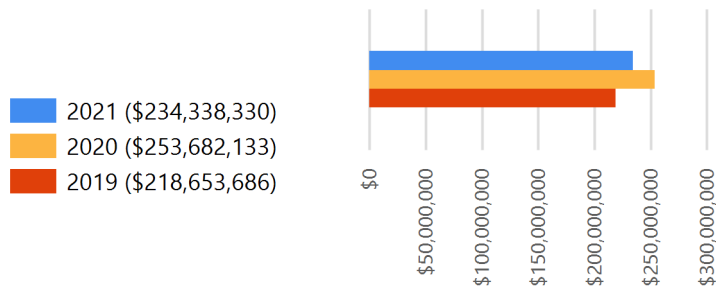




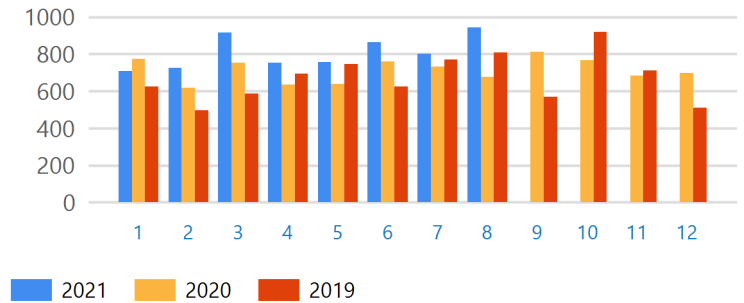
August 2021 Development Activity Report



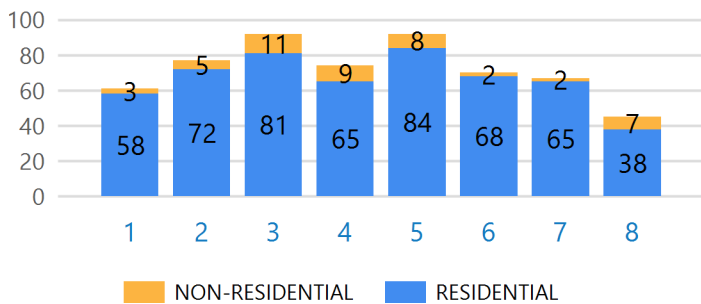
Project Valuations




Monthly Permits Issued



2021 Certificate of Occupancies Issued



August Permits by Project Type



FAST FACTS

Description	August 2021	August 2020	Change	YTD 2021	2020 Totals
TOTAL PROJECT VALUATION	\$30,494,949	\$18,486,330	64.96%	\$234,338,330	\$253,682,133
TOTAL PERMITS ISSUED	943	676	39.50%	6466	8547
RESIDENTIAL NEW PROJECT VALUATIONS	\$18,003,136	\$16,298,523	10.46%	\$173,325,026	\$186,641,991
RESIDENTIAL NEW PERMITS ISSUED	64	71	-9.86%	668	751

RESIDENTIAL NEW

64

BUSINESS REGISTRATION

318

PROJECT VALUATION

\$30,494,949

COMMERCIAL NEW

5

COMMERCIAL ALTERATION











































6

COMMERCIAL ADDITION

0

YTD Total	Permits Issued	Project Valuation	Building Fees	Public Safety Fees	Utility Fees	Park Fees
2021	6466	\$234,338,330	\$1,848,624	\$565,282	\$1,560,503	\$1,453,400
August	Permits Issued	Project Valuation	Building Fees	Public Safety Fees	Utility Fees	Park Fees
2021	943	\$30,494,949	\$257,981	\$57,469	\$178,837	\$127,400
2020	676	\$18,486,330	\$111,056	\$54,154	\$131,538	\$153,400
2019	807	\$18,233,125	\$178,203	\$53,307	\$104,548	\$72,800


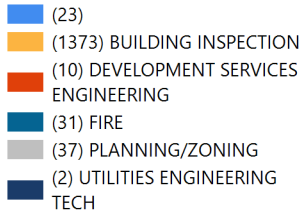
August Project Comparisons

RESIDENTIAL	August 2021	2021 Totals	2020 Totals
PERMITS ISSUED	64	668 	751 
PROJECT VALUATION	\$18,003,136	\$173,325,026 	\$186,641,991 
BUILDING FEES	\$32,578	\$341,701 	\$381,016 
UTILITY FEES	\$167,621	\$1,344,816 	\$1,535,989 
PUBLIC SAFETY IMPACT FEES	\$52,531	\$549,551 	\$608,546 
PARK FEES	\$127,400	\$1,435,200 	\$1,584,200 
COMMERCIAL	August 2021	2021 Totals	2020 Totals
PERMITS ISSUED	11	75 	100 
PROJECT VALUATION	\$7,592,451	\$33,119,816 	\$40,221,191 
BUILDING FEES	\$45,474	\$195,379 	\$115,263 
UTILITY FEES	\$11,216	\$140,910 	\$230,086 
PUBLIC SAFETY IMPACT FEES	\$3,674	\$11,021 	\$86,171 
PARK FEES	\$0	\$15,600 	\$312,000 
PV SYSTEM	August 2021	2021 Totals	2020 Totals
PERMITS ISSUED	101	433 	41 
PROJECT VALUATION	\$2,682,341	\$11,458,730 	\$1,039,646 
BUILDING FEES	\$27,085	\$116,444 	\$11,198 
UTILITY FEES	\$0	\$0	\$0
PUBLIC SAFETY IMPACT FEES	\$0	\$0	\$0
PARK FEES	\$0	\$0	\$0
OTHER	August 2021	2021 Totals	2020 Totals
PERMITS ISSUED	767	5290 	7655 
PROJECT VALUATION	\$2,217,021	\$16,434,758 	\$25,779,305 
BUILDING FEES	\$152,844	\$1,195,100 	\$1,066,381 
UTILITY FEES	\$0	\$74,777 	\$23,208 
PUBLIC SAFETY IMPACT FEES	\$1,264	\$4,710 	\$4,572 
PARK FEES	\$0	\$2,600 	\$7,800 

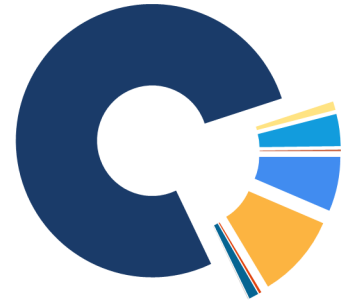

Details by Project Type	Permits Issued	Project Valuation	Building Fees	Other Fees
ACCESSORY BUILDING	8	\$115,439	\$1,458	\$0
COMMERCIAL ADDITION	0	\$0	\$0	\$0
COMMERCIAL ALTERATION	6	\$2,138,299	\$13,407	\$0
COMMERCIAL ELECTRICAL	31	\$0	\$5,460	\$0
COMMERCIAL FIRE ALARM	1	\$5,000	\$330	\$0
COMMERCIAL FIRE SPRINKLER	3	\$115,711	\$1,750	\$0
COMMERCIAL FIRE SPRINKLER TENANT IMPROVEMENT	2	\$133,459	\$1,340	\$0
COMMERCIAL MECHANICAL	13	\$0	\$2,450	\$0
COMMERCIAL NEW	5	\$5,454,152	\$32,067	\$14,890
COMMERCIAL NEW MULTI FAMILY	0	\$0	\$0	\$0
COMMERCIAL PLUMBING	12	\$0	\$3,300	\$0
COMMERCIAL RE-ROOF	0	\$0	\$0	\$0
COMMERCIAL SWIMMING POOL	0	\$0	\$0	\$0
CONCRETE/SLAB/DRIVEWAY/SIDEWALK/CURB	7	\$22,059	\$600	\$0
FENCE PERMIT	0	\$0	\$0	\$0
FENCES AND WALLS	44	\$202,127	\$17,100	\$0
FULL DEMOLITION	1	\$2,500	\$185	\$0
LATH STUCCO	0	\$0	\$0	\$0
MOBILE HOME INSTALLATION	2	\$0	\$170	\$1,264
NEW SUBDIVISION	1	\$0	\$34,418	\$0
PARTIAL DEMOLITION	0	\$0	\$0	\$0
PAVING	1	\$72,950	\$644	\$0
PRIVATE UTILITIES	1	\$25,000	\$290	\$0
RESIDENTIAL ADDITION	6	\$197,748	\$1,642	\$0
RESIDENTIAL ALTERATION	1	\$6,466	\$110	\$0
RESIDENTIAL ELECTRICAL	227	\$0	\$21,526	\$0
RESIDENTIAL MECHANICAL	128	\$0	\$15,725	\$0
RESIDENTIAL NEW	64	\$18,003,136	\$32,578	\$347,552
RESIDENTIAL PLUMBING	180	\$0	\$22,135	\$0
RESIDENTIAL RE-ROOF	66	\$759,143	\$9,719	\$0
RESIDENTIAL SWIMMING POOL	6	\$369,629	\$3,387	\$0
RIGHT OF WAY	7	\$155,000	\$7,990	\$0
ROCK WALL	0	\$0	\$0	\$0
SIGN - PERMANENT	10	\$0	\$545	\$0
SIGN - TEMPORARY	1	\$0	\$0	\$0
SITE IMPROVEMENT	0	\$0	\$0	\$0
SOLAR PHOTO VOLTAIC SYSTEM PERMIT	101	\$2,682,341	\$27,085	\$0
SPECIAL SYSTEMS (KITCHEN HOODS, PAINT SPRAY BOOTHS, ETC.)	2	\$23,000	\$180	\$0

Details by Project Type	Permits Issued	Project Valuation	Building Fees	Other Fees
UNDERGROUND SERVICE LINE FOR FIRE SUPPRESSION SYSTEM	0	\$0	\$0	\$0
VERTICAL STRUCTURES	0	\$0	\$0	\$0
WALLS AND FENCES ZONING REVIEW	0	\$0	\$0	\$0
WINDOW AND DOOR REPLACEMENT	6	\$11,790	\$390	\$0
WIRELESS COMMUNICATION STRUCTURES	0	\$0	\$0	\$0
August 2021 Totals	943	\$30,494,949	\$257,981	\$363,706

August Completed Inspections by Discipline



August Completed Inspections by Project Type



Completed Inspection Activity

Completed Inspection Activity	August 2021	August 2020	2021 YTD	2020 Totals
BUSINESS - BUSINESS REGISTRATION LICENSE	99	61	572	812
BUSINESS - NON PROFIT BUSINESS LICENSE APPLICATION	1	0	16	23
BUSINESS - TEMPORARY BUSINESS LICENSE APPLICATION	0	17	69	64
COMMERCIAL - COMMERCIAL ADDITION	1	1	15	46
COMMERCIAL - COMMERCIAL ALTERATION	29	10	134	165
COMMERCIAL - COMMERCIAL ELECTRICAL	59	38	322	571
COMMERCIAL - COMMERCIAL FIRE ALARM	0	2	2	11
COMMERCIAL - COMMERCIAL FIRE SPRINKLER	0	1	2	13
COMMERCIAL - COMMERCIAL FIRE SPRINKLER TENANT IMPROVEMENT	1	0	1	7
COMMERCIAL - COMMERCIAL MECHANICAL	16	14	100	173
COMMERCIAL - COMMERCIAL NEW	11	12	111	143
COMMERCIAL - COMMERCIAL NEW MULTI FAMILY	3	9	23	38
COMMERCIAL - COMMERCIAL PLUMBING	33	16	191	332
COMMERCIAL - COMMERCIAL RE-ROOF	0	0	0	5
COMMERCIAL - SPECIAL SYSTEMS (KITCHEN HOODS, PAINT SPRAY BOOTHS, ETC.)	1	0	6	10
COMMERCIAL - UNDERGROUND SERVICE LINE FOR FIRE SUPPRESSION SYSTEM	1	0	4	1
COMMERCIAL - WIRELESS COMMUNICATION STRUCTURES	1	1	10	10
CONCRETE CUTS - CONCRETE/SLAB/DRIVEWAY/SIDEWALK/CURB	4	6	26	51
DEMOLITION - FULL DEMOLITION	0	1	3	2
DEMOLITION - PARTIAL DEMOLITION	0	0	6	2
FENCES AND WALLS - FENCES AND WALLS	26	1	50	24
LATH STUCCO - LATH STUCCO	0	0	0	1
MOBILE HOME - MOBILE HOME INSTALLATION	1	0	6	3
PAVING - PAVING	0	0	3	3
PRIVATE UTILITIES - PRIVATE UTILITIES	0	0	0	1
RESIDENTIAL - ACCESSORY BUILDING	8	11	84	102

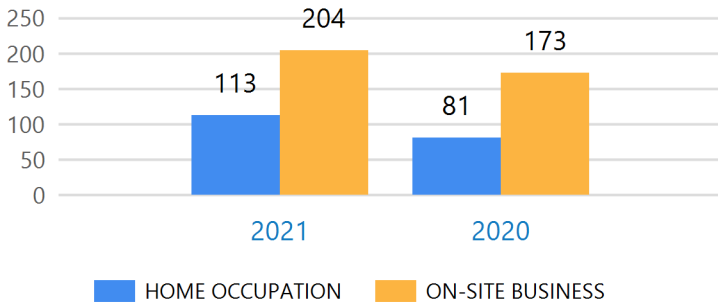
Completed Inspection Activity	August 2021	August 2020	2021 YTD	2020 Totals
RESIDENTIAL - RESIDENTIAL ADDITION	6	19	101	155
RESIDENTIAL - RESIDENTIAL ALTERATION	3	7	41	54
RESIDENTIAL - RESIDENTIAL ELECTRICAL	407	433	3,457	5,630
RESIDENTIAL - RESIDENTIAL MECHANICAL	152	137	1,166	1,687
RESIDENTIAL - RESIDENTIAL NEW	303	347	3,003	4,016
RESIDENTIAL - RESIDENTIAL PLUMBING	290	309	2,531	3,520
RESIDENTIAL - RESIDENTIAL RE-ROOF	5	2	35	40
RESIDENTIAL - RESIDENTIAL SWIMMING POOL	7	1	72	76
ROCK WALLS - ROCK WALL	16	15	173	130
SITE IMPROVEMENT - SITE IMPROVEMENT	0	1	0	10
SOLAR PHOTO VOLTAIC SYSTEM - SOLAR PHOTO VOLTAIC SYSTEM PERMIT	60	0	299	6
VERTICAL STRUCTURE - VERTICAL STRUCTURES	0	0	0	2
WINDOWDOOR - WINDOW AND DOOR REPLACEMENT	3	0	5	8
Totals	1,547	1,472	12,639	17,947

Active Business Licenses

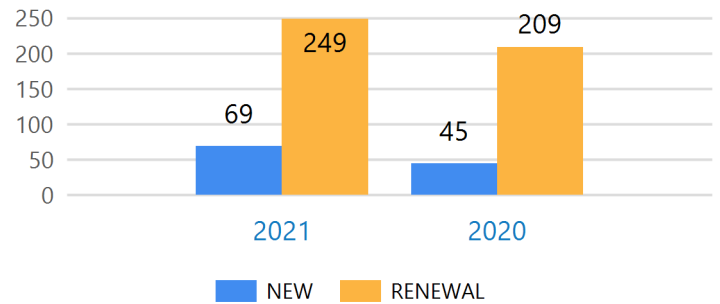
■ BUSINESS (4612)
■ LIQUOR (141)



August Business Registration Types



August Business Registrations



Business License Activity	August 2021		August 2020		2021 YTD	2020 Totals
	Count	Fees	Count	Fees	Count	Count
BUSINESS REGISTRATION LICENSE APPLICATION	69	\$615	45	\$1,635	368	458
BUSINESS REGISTRATION LICENSE RENEWAL	249	\$4,525	209	\$8,740	1900	3181
LIQUOR LICENSE APPLICATION	0	\$0	1	\$0	2	10
LIQUOR LICENSE RENEWAL	9	\$2,280	1	\$250	85	27
NON PROFIT BUSINESS LICENSE APPLICATION	1	\$0	1	\$0	7	8
NON PROFIT BUSINESS LICENSE RENEWAL	0	\$0	0	\$0	1	2
SOLICITOR LICENSE APPLICATION	0	\$0	0	\$0	1	0
TEMPORARY BUSINESS LICENSE APPLICATION	0	\$0	0	\$0	35	41
Totals	328	\$7,420	257	\$10,625	2399	3727

Development Activity	August 2021		August 2020		2021 YTD	2020 Totals
	Count	Fees	Count	Fees	Count	Count
DESIGN REVIEW	1	\$0	0	\$0	2	5
INFILL DEVELOPMENT	0	\$0	1	\$0	3	7
PUD CONCEPT PLAN	0	\$0	0	\$0	1	2
PUD FINAL SITE PLAN	1	\$300	0	\$0	2	4
SPECIAL USE	0	\$0	0	\$0	1	3
SUBDIVISION	7	\$1,200	1	\$276	45	58
TRAFFIC IMPACT ANALYSIS	3	\$0	2	\$0	24	34
VARIANCE	2	\$150	0	\$0	4	0
ZONE CHANGE REQUEST	0	\$0	1	\$1,031	4	14
Totals	14	\$1,650	5	\$1,306	86	127