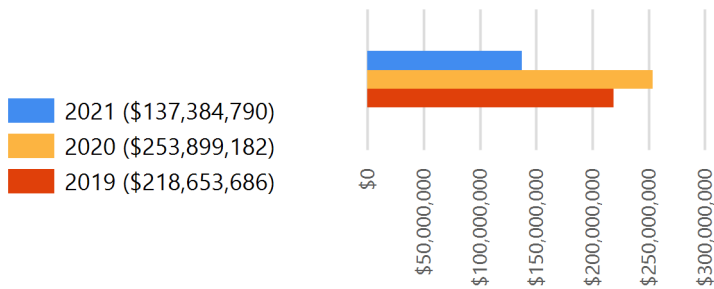




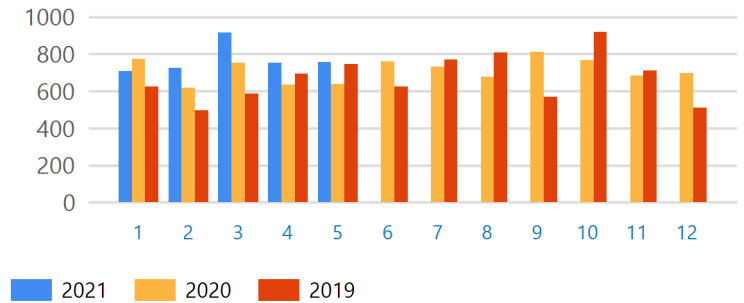
May 2021 Development Activity Report



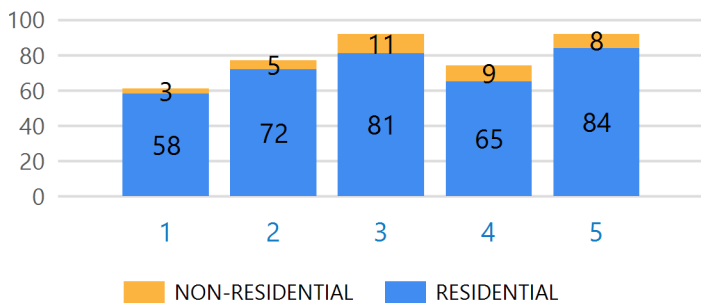
Project Valuations



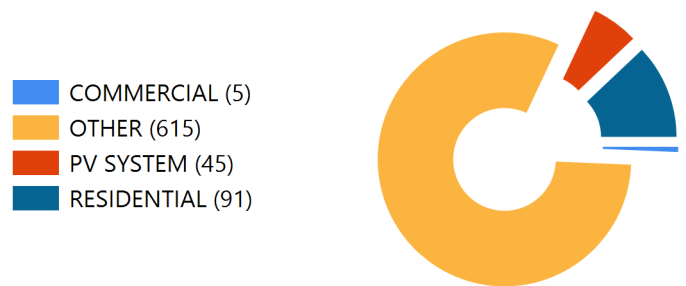
Monthly Permits Issued



May Certificate of Occupancies Issued



May Permits by Project Type



FAST FACTS

Description	May 2021	May 2020	Change	YTD 2021	2020 Totals
TOTAL PROJECT VALUATION	\$28,135,945	\$17,089,955	64.63%	\$137,384,790	\$253,899,182
TOTAL PERMITS ISSUED	756	640	18.13%	3859	8548
RESIDENTIAL NEW PROJECT VALUATIONS	\$23,243,134	\$14,618,901	58.99%	\$103,239,165	\$186,859,040
RESIDENTIAL NEW PERMITS ISSUED	91	58	56.90%	403	752

RESIDENTIAL NEW

91

BUSINESS REGISTRATION

243

PROJECT VALUATION

\$28,135,945

COMMERCIAL NEW

2

COMMERCIAL ALTERATION

3

COMMERCIAL ADDITION

0

YTD Total	Permits Issued	Project Valuation	Building Fees	Public Safety Fees	Utility Fees	Park Fees
2021	3859	\$137,384,790	\$1,184,213	\$335,795	\$851,246	\$863,200
May	Permits Issued	Project Valuation	Building Fees	Public Safety Fees	Utility Fees	Park Fees
2021	756	\$28,135,945	\$213,511	\$73,079	\$175,405	\$187,200
2020	640	\$17,089,955	\$87,991	\$47,800	\$119,419	\$109,200
2019	746	\$23,340,902	\$111,089	\$68,984	\$168,155	\$161,200


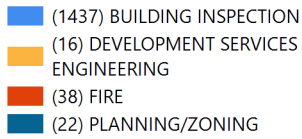
May Project Comparisons

RESIDENTIAL	May 2021	2021 Totals	2020 Totals
PERMITS ISSUED	91	403	752
PROJECT VALUATION	\$23,243,134	\$103,239,165	\$186,859,040
BUILDING FEES	\$45,277	\$205,047	\$376,709
UTILITY FEES	\$175,368	\$754,663	\$1,529,110
PUBLIC SAFETY IMPACT FEES	\$73,079	\$329,893	\$608,598
PARK FEES	\$187,200	\$860,600	\$1,586,800
COMMERCIAL	May 2021	2021 Totals	2020 Totals
PERMITS ISSUED	5	41	100
PROJECT VALUATION	\$812,043	\$17,148,377	\$40,221,191
BUILDING FEES	\$6,207	\$99,443	\$114,534
UTILITY FEES	\$37	\$50,113	\$220,806
PUBLIC SAFETY IMPACT FEES	\$0	\$3,291	\$86,171
PARK FEES	\$0	\$0	\$312,000
PV SYSTEM	May 2021	2021 Totals	2020 Totals
PERMITS ISSUED	45	230	41
PROJECT VALUATION	\$1,223,062	\$5,908,480	\$1,039,646
BUILDING FEES	\$12,980	\$61,260	\$11,198
UTILITY FEES	\$0	\$0	\$0
PUBLIC SAFETY IMPACT FEES	\$0	\$0	\$0
PARK FEES	\$0	\$0	\$0
OTHER	May 2021	2021 Totals	2020 Totals
PERMITS ISSUED	615	3185	7655
PROJECT VALUATION	\$2,857,706	\$11,088,768	\$25,779,305
BUILDING FEES	\$149,047	\$818,463	\$1,065,859
UTILITY FEES	\$0	\$46,470	\$23,208
PUBLIC SAFETY IMPACT FEES	\$0	\$2,611	\$4,572
PARK FEES	\$0	\$2,600	\$7,800


Details by Project Type	Permits Issued	Project Valuation	Building Fees	Other Fees
ACCESSORY BUILDING	5	\$21,799	\$550	\$0
COMMERCIAL ADDITION	0	\$0	\$0	\$0
COMMERCIAL ALTERATION	3	\$186,767	\$1,905	\$37
COMMERCIAL ELECTRICAL	20	\$0	\$3,715	\$0
COMMERCIAL FIRE ALARM	2	\$17,500	\$500	\$0
COMMERCIAL FIRE SPRINKLER	0	\$0	\$0	\$0
COMMERCIAL FIRE SPRINKLER TENANT IMPROVEMENT	0	\$0	\$0	\$0
COMMERCIAL MECHANICAL	3	\$0	\$600	\$0
COMMERCIAL NEW	2	\$625,276	\$4,302	\$0
COMMERCIAL NEW MULTI FAMILY	0	\$0	\$0	\$0
COMMERCIAL PLUMBING	7	\$0	\$1,975	\$0
COMMERCIAL RE-ROOF	2	\$40,862	\$480	\$0
COMMERCIAL SWIMMING POOL	0	\$0	\$0	\$0
CONCRETE/SLAB/DRIVEWAY/SIDEWALK/CURB	0	\$0	\$0	\$0
FENCE PERMIT	0	\$0	\$0	\$0
FENCES AND WALLS	6	\$52,743	\$1,193	\$0
FULL DEMOLITION	1	\$13,100	\$10	\$0
LATH STUCCO	0	\$0	\$0	\$0
MOBILE HOME INSTALLATION	0	\$0	\$0	\$0
NEW SUBDIVISION	2	\$728,214	\$69,472	\$0
PARTIAL DEMOLITION	1	\$185,000	\$60	\$0
PAVING	0	\$0	\$0	\$0
PRIVATE UTILITIES	2	\$36,912	\$440	\$0
RESIDENTIAL ADDITION	5	\$574,812	\$4,164	\$0
RESIDENTIAL ALTERATION	5	\$391,289	\$3,333	\$0
RESIDENTIAL ELECTRICAL	201	\$0	\$17,570	\$0
RESIDENTIAL MECHANICAL	103	\$0	\$11,930	\$0
RESIDENTIAL NEW	91	\$23,243,134	\$45,277	\$435,647
RESIDENTIAL PLUMBING	180	\$0	\$19,185	\$0
RESIDENTIAL RE-ROOF	22	\$220,541	\$3,015	\$0
RESIDENTIAL SWIMMING POOL	6	\$375,690	\$3,446	\$0
RIGHT OF WAY	10	\$25,101	\$1,395	\$0
ROCK WALL	12	\$71,771	\$3,709	\$0
SIGN - PERMANENT	7	\$0	\$835	\$0
SIGN - TEMPORARY	1	\$0	\$0	\$0
SITE IMPROVEMENT	0	\$0	\$0	\$0
SOLAR PHOTO VOLTAIC SYSTEM PERMIT	45	\$1,223,062	\$12,980	\$0
SPECIAL SYSTEMS (KITCHEN HOODS, PAINT SPRAY BOOTHS, ETC.)	1	\$8,000	\$90	\$0

Details by Project Type	Permits Issued	Project Valuation	Building Fees	Other Fees
UNDERGROUND SERVICE LINE FOR FIRE SUPPRESSION SYSTEM	0	\$0	\$0	\$0
VERTICAL STRUCTURES	0	\$0	\$0	\$0
WALLS AND FENCES ZONING REVIEW	0	\$0	\$0	\$0
WINDOW AND DOOR REPLACEMENT	8	\$34,372	\$660	\$0
WIRELESS COMMUNICATION STRUCTURES	3	\$60,000	\$720	\$0
May 2021 Totals	756	\$28,135,945	\$213,511	\$435,684

May Completed Inspections by Discipline



May Completed Inspections by Project Type



Completed Inspection Activity

Completed Inspection Activity	May 2021	May 2020	2021 YTD	2020 Totals
BUSINESS - BUSINESS REGISTRATION LICENSE	59	39	320	822
BUSINESS - NON PROFIT BUSINESS LICENSE APPLICATION	2	0	11	23
BUSINESS - TEMPORARY BUSINESS LICENSE APPLICATION	1	0	5	66
COMMERCIAL - COMMERCIAL ADDITION	3	4	9	46
COMMERCIAL - COMMERCIAL ALTERATION	20	5	79	165
COMMERCIAL - COMMERCIAL ELECTRICAL	35	35	193	571
COMMERCIAL - COMMERCIAL FIRE ALARM	2	0	2	11
COMMERCIAL - COMMERCIAL FIRE SPRINKLER	1	0	2	13
COMMERCIAL - COMMERCIAL FIRE SPRINKLER TENANT IMPROVEMENT	0	0	0	7
COMMERCIAL - COMMERCIAL MECHANICAL	6	8	67	173
COMMERCIAL - COMMERCIAL NEW	16	8	82	143
COMMERCIAL - COMMERCIAL NEW MULTI FAMILY	1	6	16	38
COMMERCIAL - COMMERCIAL PLUMBING	20	24	119	332
COMMERCIAL - COMMERCIAL RE-ROOF	0	0	0	5
COMMERCIAL - SPECIAL SYSTEMS (KITCHEN HOODS, PAINT SPRAY BOOTHS, ETC.)	0	1	3	10
COMMERCIAL - UNDERGROUND SERVICE LINE FOR FIRE SUPPRESSION SYSTEM	3	0	4	1
COMMERCIAL - WIRELESS COMMUNICATION STRUCTURES	2	1	7	10
CONCRETE CUTS - CONCRETE/SLAB/DRIVEWAY/SIDEWALK/CURB	6	3	18	51
DEMOLITION - FULL DEMOLITION	2	0	2	2
DEMOLITION - PARTIAL DEMOLITION	3	0	5	2
FENCES AND WALLS - FENCES AND WALLS	4	0	10	24
LATH STUCCO - LATH STUCCO	0	0	0	1
MOBILE HOME - MOBILE HOME INSTALLATION	2	0	5	3
PAVING - PAVING	0	0	3	3
PRIVATE UTILITIES - PRIVATE UTILITIES	0	0	0	1
RESIDENTIAL - ACCESSORY BUILDING	17	6	58	102

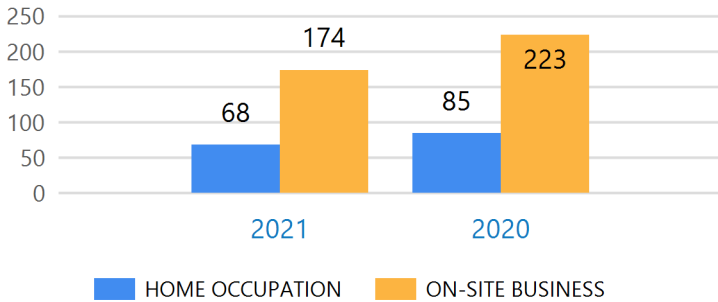
Completed Inspection Activity	May 2021	May 2020	2021 YTD	2020 Totals
RESIDENTIAL - RESIDENTIAL ADDITION	13	13	77	155
RESIDENTIAL - RESIDENTIAL ALTERATION	8	6	26	54
RESIDENTIAL - RESIDENTIAL ELECTRICAL	401	343	2,193	5,630
RESIDENTIAL - RESIDENTIAL MECHANICAL	117	122	730	1,705
RESIDENTIAL - RESIDENTIAL NEW	384	316	2,011	4,016
RESIDENTIAL - RESIDENTIAL PLUMBING	314	290	1,628	3,525
RESIDENTIAL - RESIDENTIAL RE-ROOF	3	5	22	40
RESIDENTIAL - RESIDENTIAL SWIMMING POOL	13	6	46	76
ROCK WALLS - ROCK WALL	20	9	127	130
SITE IMPROVEMENT - SITE IMPROVEMENT	0	0	0	10
SOLAR PHOTO VOLTAIC SYSTEM - SOLAR PHOTO VOLTAIC SYSTEM PERMIT	35	0	144	6
VERTICAL STRUCTURE - VERTICAL STRUCTURES	0	0	0	2
WINDOWDOOR - WINDOW AND DOOR REPLACEMENT	0	1	2	8
Totals	1,513	1,251	8,026	17,982

Active Business Licenses

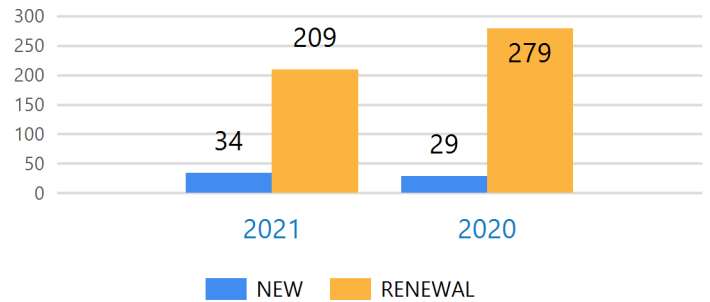
■ BUSINESS (4517)
■ LIQUOR (135)



May Business Registration Types



May Business Registrations



Business License Activity	Count	May 2021		May 2020		2021 YTD	2020 Totals
		Fees	Count	Fees	Count	Count	Count
BUSINESS REGISTRATION LICENSE APPLICATION	34	\$230	29	\$1,020	212	463	
BUSINESS REGISTRATION LICENSE RENEWAL	209	\$2,990	279	\$11,375	1189	3198	
LIQUOR LICENSE APPLICATION	0	\$0	0	\$0	1	9	
LIQUOR LICENSE RENEWAL	10	\$3,020	5	\$1,050	29	28	
NON PROFIT BUSINESS LICENSE APPLICATION	2	\$0	0	\$0	4	8	
NON PROFIT BUSINESS LICENSE RENEWAL	0	\$0	0	\$0	1	2	
SOLICITOR LICENSE APPLICATION	0	\$0	0	\$0	1	0	
TEMPORARY BUSINESS LICENSE APPLICATION	0	\$0	0	\$0	2	41	
Totals	255	\$6,240	313	\$13,445	1439	3749	

Development Activity	May 2021		May 2020		2021 YTD	2020 Totals
	Count	Fees	Count	Fees	Count	Count
DESIGN REVIEW	0	\$0	0	\$0	0	6
INFILL DEVELOPMENT	2	\$0	0	\$0	2	6
PUD CONCEPT PLAN	0	\$0	0	\$0	1	1
PUD FINAL SITE PLAN	1	\$675	0	\$0	1	4
SPECIAL USE	0	\$0	0	\$0	0	3
SUBDIVISION	3	\$590	6	\$1,618	26	58
TRAFFIC IMPACT ANALYSIS	2	\$50	6	\$0	17	34
VARIANCE	1	\$75	0	\$0	1	0
ZONE CHANGE REQUEST	1	\$600	1	\$600	4	14
Totals	10	\$1,990	13	\$2,218	52	126