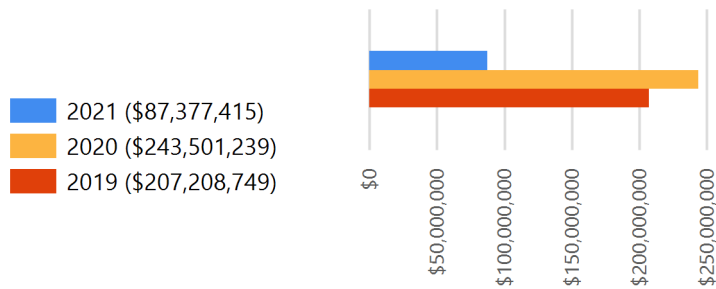




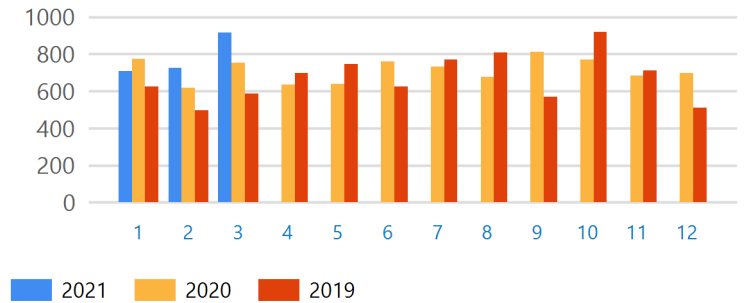
March 2021 Development Activity Report



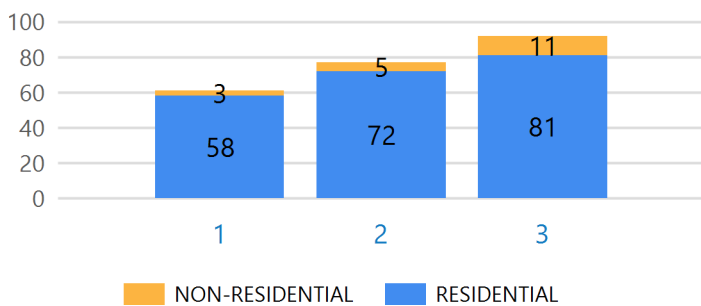
Project Valuations




Monthly Permits Issued



March Certificate of Occupancies Issued



March Permits by Project Type



FAST FACTS

Description	March 2021	March 2020	Change	YTD 2021	2020 Totals
TOTAL PROJECT VALUATION	\$36,538,052	\$22,281,982	63.98%	\$87,377,415	\$243,501,239
TOTAL PERMITS ISSUED	916	752	21.81%	2349	8551
RESIDENTIAL NEW PROJECT VALUATIONS	\$26,310,062	\$17,075,716	54.08%	\$61,369,629	\$186,859,040
RESIDENTIAL NEW PERMITS ISSUED	103	72	43.06%	241	752

RESIDENTIAL NEW

103

BUSINESS REGISTRATION

354

PROJECT VALUATION

\$36,538,052

COMMERCIAL NEW

5

COMMERCIAL ALTERATION

8

COMMERCIAL ADDITION

2

YTD Total	Permits Issued	Project Valuation	Building Fees	Public Safety Fees	Utility Fees	Park Fees
2021	2349	\$87,377,415	\$742,526	\$206,849	\$488,299	\$535,600
March	Permits Issued	Project Valuation	Building Fees	Public Safety Fees	Utility Fees	Park Fees
2021	916	\$36,538,052	\$267,507	\$86,407	\$212,004	\$236,600
2020	752	\$22,281,982	\$182,205	\$70,998	\$141,823	\$179,400
2019	588	\$16,964,553	\$74,872	\$48,498	\$125,104	\$119,600


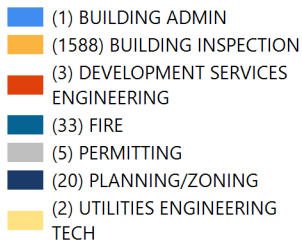
March Project Comparisons

RESIDENTIAL	March 2021	2021 Totals	2020 Totals
PERMITS ISSUED	103	241	752
PROJECT VALUATION	\$26,310,062	\$61,369,629	\$186,859,040
BUILDING FEES	\$52,541	\$123,341	\$372,531
UTILITY FEES	\$180,900	\$457,158	\$1,548,268
PUBLIC SAFETY IMPACT FEES	\$83,628	\$200,947	\$608,598
PARK FEES	\$236,600	\$533,000	\$1,589,400
COMMERCIAL	March 2021	2021 Totals	2020 Totals
PERMITS ISSUED	15	31	101
PROJECT VALUATION	\$7,229,817	\$15,708,559	\$40,371,191
BUILDING FEES	\$37,752	\$88,410	\$113,437
UTILITY FEES	\$31,104	\$31,141	\$221,699
PUBLIC SAFETY IMPACT FEES	\$2,779	\$3,291	\$86,171
PARK FEES	\$0	\$0	\$312,000
PV SYSTEM	March 2021	2021 Totals	2020 Totals
PERMITS ISSUED	58	143	41
PROJECT VALUATION	\$1,475,248	\$3,716,451	\$1,039,646
BUILDING FEES	\$15,080	\$37,315	\$11,198
UTILITY FEES	\$0	\$0	\$0
PUBLIC SAFETY IMPACT FEES	\$0	\$0	\$0
PARK FEES	\$0	\$0	\$0
OTHER	March 2021	2021 Totals	2020 Totals
PERMITS ISSUED	740	1934	7657
PROJECT VALUATION	\$1,522,925	\$6,582,776	\$15,231,362
BUILDING FEES	\$162,134	\$493,460	\$1,065,590
UTILITY FEES	\$0	\$0	\$23,215
PUBLIC SAFETY IMPACT FEES	\$0	\$2,611	\$4,572
PARK FEES	\$0	\$2,600	\$7,800


Details by Project Type	Permits Issued	Project Valuation	Building Fees	Other Fees
ACCESSORY BUILDING	12	\$0	\$1,358	\$0
COMMERCIAL ADDITION	2	\$790,353	\$5,169	\$2,779
COMMERCIAL ALTERATION	8	\$3,953,067	\$18,790	\$37
COMMERCIAL ELECTRICAL	27	\$0	\$6,183	\$0
COMMERCIAL FIRE ALARM	1	\$0	\$2,730	\$0
COMMERCIAL FIRE SPRINKLER	2	\$0	\$620	\$0
COMMERCIAL FIRE SPRINKLER TENANT IMPROVEMENT	0	\$0	\$0	\$0
COMMERCIAL MECHANICAL	7	\$0	\$1,685	\$0
COMMERCIAL NEW	5	\$2,486,397	\$13,793	\$31,067
COMMERCIAL NEW MULTI FAMILY	0	\$0	\$0	\$0
COMMERCIAL PLUMBING	18	\$0	\$3,480	\$0
COMMERCIAL RE-ROOF	1	\$6,738	\$100	\$0
COMMERCIAL SWIMMING POOL	0	\$0	\$0	\$0
CONCRETE/SLAB/DRIVEWAY/SIDEWALK/CURB	8	\$0	\$490	\$0
FENCE PERMIT	0	\$0	\$0	\$0
FENCES AND WALLS	5	\$0	\$316	\$0
FULL DEMOLITION	2	\$0	\$67	\$0
LATH STUCCO	0	\$0	\$0	\$0
MOBILE HOME INSTALLATION	2	\$0	\$170	\$0
NEW SUBDIVISION	1	\$750,000	\$38,926	\$0
PARTIAL DEMOLITION	0	\$0	\$0	\$0
PAVING	0	\$0	\$0	\$0
PRIVATE UTILITIES	0	\$0	\$0	\$0
RESIDENTIAL ADDITION	7	\$257,128	\$2,870	\$0
RESIDENTIAL ALTERATION	4	\$139,663	\$1,292	\$0
RESIDENTIAL ELECTRICAL	198	\$0	\$16,735	\$0
RESIDENTIAL MECHANICAL	111	\$0	\$12,760	\$0
RESIDENTIAL NEW	103	\$26,310,062	\$52,541	\$501,128
RESIDENTIAL PLUMBING	224	\$0	\$21,545	\$0
RESIDENTIAL RE-ROOF	30	\$369,396	\$4,690	\$0
RESIDENTIAL SWIMMING POOL	11	\$0	\$5,387	\$0
RIGHT OF WAY	15	\$0	\$710	\$0
ROCK WALL	27	\$0	\$35,787	\$0
SIGN - PERMANENT	11	\$0	\$655	\$0
SIGN - TEMPORARY	1	\$0	\$0	\$0
SITE IMPROVEMENT	3	\$0	\$2,539	\$0
SOLAR PHOTO VOLTAIC SYSTEM PERMIT	58	\$1,475,248	\$15,080	\$0
SPECIAL SYSTEMS (KITCHEN HOODS, PAINT SPRAY BOOTHS, ETC.)	0	\$0	\$0	\$0

Details by Project Type	Permits Issued	Project Valuation	Building Fees	Other Fees
UNDERGROUND SERVICE LINE FOR FIRE SUPPRESSION SYSTEM	0	\$0	\$0	\$0
VERTICAL STRUCTURES	0	\$0	\$0	\$0
WALLS AND FENCES ZONING REVIEW	0	\$0	\$0	\$0
WINDOW AND DOOR REPLACEMENT	12	\$0	\$1,040	\$0
WIRELESS COMMUNICATION STRUCTURES	0	\$0	\$0	\$0
March 2021 Totals	916	\$36,538,052	\$267,507	\$535,011

March Completed Inspections by Discipline



March Completed Inspections by Project Type



Completed Inspection Activity

Completed Inspection Activity	March 2021	March 2020	2021 YTD	2020 Totals
BUSINESS - BUSINESS REGISTRATION LICENSE	60	123	187	826
BUSINESS - NON PROFIT BUSINESS LICENSE APPLICATION	3	0	8	23
BUSINESS - TEMPORARY BUSINESS LICENSE APPLICATION	0	3	4	66
COMMERCIAL - COMMERCIAL ADDITION	1	8	6	46
COMMERCIAL - COMMERCIAL ALTERATION	17	14	39	166
COMMERCIAL - COMMERCIAL ELECTRICAL	45	77	111	571
COMMERCIAL - COMMERCIAL FIRE ALARM	0	1	0	11
COMMERCIAL - COMMERCIAL FIRE SPRINKLER	1	2	1	13
COMMERCIAL - COMMERCIAL FIRE SPRINKLER TENANT IMPROVEMENT	0	1	0	7
COMMERCIAL - COMMERCIAL MECHANICAL	4	19	51	173
COMMERCIAL - COMMERCIAL NEW	13	10	56	145
COMMERCIAL - COMMERCIAL NEW MULTI FAMILY	2	4	13	38
COMMERCIAL - COMMERCIAL PLUMBING	20	35	72	332
COMMERCIAL - COMMERCIAL RE-ROOF	0	0	0	5
COMMERCIAL - SPECIAL SYSTEMS (KITCHEN HOODS, PAINT SPRAY BOOTHS, ETC.)	0	0	3	10
COMMERCIAL - UNDERGROUND SERVICE LINE FOR FIRE SUPPRESSION SYSTEM	1	0	1	1
COMMERCIAL - WIRELESS COMMUNICATION STRUCTURES	0	2	3	10
CONCRETE CUTS - CONCRETE/SLAB/DRIVEWAY/SIDEWALK/CURB	6	11	8	51
DEMOLITION - FULL DEMOLITION	0	0	0	2
DEMOLITION - PARTIAL DEMOLITION	0	0	2	2
FENCES AND WALLS - FENCES AND WALLS	3	1	5	24
LATH STUCCO - LATH STUCCO	0	0	0	1
MOBILE HOME - MOBILE HOME INSTALLATION	3	0	3	3
PAVING - PAVING	0	0	3	3
PRIVATE UTILITIES - PRIVATE UTILITIES	0	0	0	1
RESIDENTIAL - ACCESSORY BUILDING	12	9	31	102

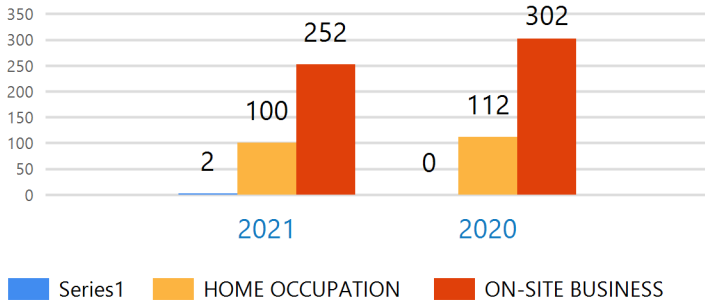
Completed Inspection Activity	March 2021	March 2020	2021 YTD	2020 Totals
RESIDENTIAL - RESIDENTIAL ADDITION	24	17	48	156
RESIDENTIAL - RESIDENTIAL ALTERATION	1	3	14	54
RESIDENTIAL - RESIDENTIAL ELECTRICAL	444	474	1,328	5,630
RESIDENTIAL - RESIDENTIAL MECHANICAL	160	126	456	1,705
RESIDENTIAL - RESIDENTIAL NEW	436	344	1,209	4,016
RESIDENTIAL - RESIDENTIAL PLUMBING	334	238	979	3,525
RESIDENTIAL - RESIDENTIAL RE-ROOF	5	8	15	40
RESIDENTIAL - RESIDENTIAL SWIMMING POOL	4	6	21	76
ROCK WALLS - ROCK WALL	27	11	88	130
SITE IMPROVEMENT - SITE IMPROVEMENT	0	1	0	10
SOLAR PHOTO VOLTAIC SYSTEM - SOLAR PHOTO VOLTAIC SYSTEM PERMIT	25	0	72	6
VERTICAL STRUCTURE - VERTICAL STRUCTURES	0	0	0	2
WINDOWDOOR - WINDOW AND DOOR REPLACEMENT	1	2	2	8
Totals	1,652	1,550	4,839	17,990

Active Business Licenses

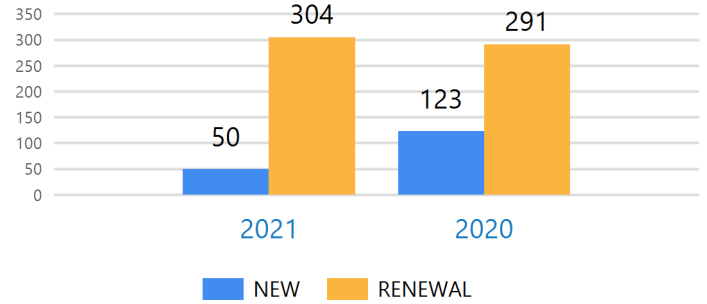
■ BUSINESS (4494)
■ LIQUOR (129)



March Business Registration Types



March Business Registrations



Business License Activity	March 2021		March 2020		2021 YTD	2020 Totals
	Count	Fees	Count	Fees	Count	Count
BUSINESS REGISTRATION LICENSE APPLICATION	50	\$915	123	\$6,460	172	1046
BUSINESS REGISTRATION LICENSE RENEWAL	304	\$3,130	291	\$10,640	722	2625
LIQUOR LICENSE APPLICATION	0	\$0	1	\$550	4	15
LIQUOR LICENSE RENEWAL	4	\$3,400	0	\$0	10	21
NON PROFIT BUSINESS LICENSE APPLICATION	1	\$0	0	\$0	3	10
SOLICITOR LICENSE APPLICATION	0	\$0	0	\$0	1	0
TEMPORARY BUSINESS LICENSE APPLICATION	0	\$0	0	\$0	2	41
Totals	359	\$7,445	415	\$17,650	914	3758

Development Activity	March 2021		March 2020		2021 YTD	2020 Totals
	Count	Fees	Count	Fees	Count	Count
DESIGN REVIEW	0	\$0	2	\$0	0	6
INFILL DEVELOPMENT	0	\$0	0	\$0	0	6
PUD CONCEPT PLAN	0	\$0	0	\$0	1	1
PUD FINAL SITE PLAN	0	\$0	0	\$0	0	4
SPECIAL USE	0	\$0	0	\$0	0	3
SUBDIVISION	1	\$150	7	\$1,050	18	58
TRAFFIC IMPACT ANALYSIS	5	\$0	7	\$0	13	34
ZONE CHANGE REQUEST	1	\$600	3	\$2,080	3	14
Totals	7	\$750	19	\$3,130	35	126